

**City of Jacinto City**  
**Fiscal Year 2021-2022**  
**PROPOSED**  
**Budget Cover Page**

The proposed budget will raise more revenue from property taxes than last year's budget by an amount of \$ 309,835, which is an 8.6 percent increase from last year's budget. The property tax revenue to be raised from new property added to the tax roll this year is \$ 384,811.16.

<b>Property Tax Rate Comparison</b>	<b>2021-2022</b>	<b>2022-2023</b>
Property Tax Rate	0.773590/100	0.65588/100
No-New-Revenue Tax Rate	\$0.749138/\$100	0.599472/100
No-New-Revenue Maintenance & Operations Tax Rate	\$0.657427/\$100	0.623138/100
Voter-Approval Tax Rate	\$0.773592/\$100	0.620453/100
De minimis rate	\$0.845413/\$100	0.682623/100

Total debt obligation for CITY OF JACINTOCITY secured by property taxes:

\$ 0.0

During the 2022-2023 Budget year, \$ 2,000.00 projected for advertising and \$ 1050.00 has been spent as of 8/9/2022. The 2022-2023 Budget Proposal includes \$ 2000.00 for advertising.

Jacinto City did not budget for or spend funds on lobbying efforts in the 2021-2022 budget and there is no such funding proposed for the 2022-2023 budget.

**CITY OF JACINTO CITY  
2022-2023 BUDGET PROPOSAL**

**2021-2022 Tax Rate 0.773590**

**Proposed 2022-2023 Tax Rate 0.65588**

	<b>2021-2022</b>	<b>2022-2023</b>
<b>Income From General Fund</b>	8,162,400	8,806,355
<b>Tax Income Dedicated to Dept (I&amp;S Fund)</b>	484,100	0
<b>TOTAL</b>	<b>8,646,500</b>	<b>8,806,355</b>
<b>Expenditures - General Fund</b>		
Department 11 - General Administration	767,963	931,588
Department 12 - Emergency Management	76,619	88,855
Department 13 - Code Enforcement - Health	169,809	174,578
Department 14 - Fire Department	182,137	175,493
Department 15 - Parks & Recreation	837,076	936,349
Department 16 - Police Department	2,639,797	2,795,893
Department 17 - Municipal Court	437,765	419,430
Department 18 - Traffic	17,500	22,500
Department 19 - Street Department	965,869	843,573
Department 20 - Garage Department	76,259	114,697
Department 21 - Sanitation	715,196	750,956
Department 22 - Heritage Hall	215,981	231,313
Department 23 - Mayor and City Council	42,381	45,883
Department 24 - Emergency Medical Service	763,501	854,682
Capital Improvements	251,000	385,500
<b>Total Expenditures - General Fund</b>	<b>8,158,852</b>	<b>8,771,288</b>
<b>Income Less Expenditures - General Fund</b>	<b>3,548</b>	<b>35,067</b>
<b>Income From Water Fund</b>	<b>2,667,454</b>	<b>2,826,811</b>
<b>Expenditures - Water Fund</b>		
Department 31 - General Administration	404,979	444,500
Department 32 - Water Systems Department	1,443,108	1,495,600
Department 33 - Waste Water Systems Departmen	797,412	853,766
Department 34 - Mayor and City Council	12,840	12,860
<b>Total Expenditures - Water Fund</b>	<b>2,658,339</b>	<b>2,806,726</b>
<b>Income Less Expenditures - Water Fund</b>	<b>9,115</b>	<b>20,085</b>

**CITY OF JACINTO CITY  
BUDGET PROPOSAL 2020-2021  
GENERAL & WATER FUNDS**

		<b>2021-2022</b>	<b>2022-2023</b>
<b>Income</b>			
	Current Taxes	484,100	0
	Transfer from Water Fund	0	0
	<b>Total Income</b>	<b>484,100</b>	<b>0</b>
<b>Expenditures</b>			
	2014 General Obligation Refunding Bonds	484,100	0
	Bond Agent Fees	300	0
	<b>Total Debt Expenditures</b>	<b>484,400</b>	<b>0</b>

**CITY OF JACINTO CITY  
BUDGET PROPOSAL 2021-2022  
GENERAL & WATER FUNDS**

<b>General Fund Revenue</b>	<b>2021-2022</b>	<b>2022-2023</b>
<b>Income From All Sources</b>		
5502 Transfer From Cash Reserves (Unencumbered Func	0	0
5504 Ambulance Billing	145,000	120,000
5506 Administration Fee - Police	235,000	200,000
5508 Billing for False Alarms	100	100
5510 Body Armor Reimbursement	2,500	2,500
5511 Building/Air Conditioning Permits	50,000	70,000
5512 Business License	20,000	20,000
5513 Copies	1,000	1,200
5514 Fingerprinting	500	0
5515 Cash Over	10	10
5516 Child Safety Fees	13,000	13,000
5517 City Portion of State Tax On Fines	35,000	47,000
5518 Child Safety / Fines	16,000	10,000
5519 Concession	300	300
5520 Congregate Meals - Senior Citizens	60,000	67,000
5521 Court Technology Fund Transfer	27,000	
5522 Cops Grant	22,731	0
5523 Dog Fines & Tags	5,500	4,000
5524 Donations For Special Projects	100	100
5525 Donations Fire Department Projects	500	500
5526 Donations Police Special Projects	500	500
5527 Election Filing Fees	400	400
5528 Electrical Applications & License	100	0
5529 Electrical Permits	9,500	10,700
5530 E.M.S. Donations	76,000	76,000
5533 Garage Sale Permits	8,000	8,000
5534 Garbage Fee (Total Residential & Commercial)	498,437	498,437
5535 Grant - 3 Patrol Vehicles	0	0
5536 Gross Receipts - Franchise Tax	465,000	609,551
5537 Gross Receipts - PEG Account	28,000	26,000
5544 Interest Income	63,000	55,000
5550 Lease Agreements	28,000	31,000
5551 Law Enforcement Educ. PD/FD	2,750	2,750
5552 Medicare Supplemental EMS Program	93,000	279,000
5554 Munciple Building Fees / Fines	8,000	1,000
5555 Miscellaneous	6,000	9,000
5556 Mixed Beverage Tax	8,000	8,000

5557	Mowing Lots Income	1,500	1,500
5558	Municipal Court Technology Fee	25,000	17,500
5559	NSF Check Charges	60	60
5560	Pipeline Fees	10,000	10,000
5561	Overloads & Housemoving	4,000	4,000
5563	Penalty & Interest	62,500	62,500
5566	Police Fines	600,000	500,000
5567	Pre-School Tuition	33,000	33,000
5568	Recreation Programs	14,000	19,000
5570	Rental of Municipal Buildings	50,000	50,000
5573	Sales Tax Revenue	1,700,000	1,900,000
5576	Swimming Pool Income	25,000	23,000
5579	Sale of Equipment	7,500	7,500
5582	Taxes - Current Year	3,594,712	3,904,547
5585	Taxes - Delinquent	100,000	75,000
5587	Court Time Payment Fees	2,000	2,000
5592	Trash Pick-Up - Large Items	1,000	0
5593	Unclaimed Property	3,000	3,000
5597	Wrecker License - E Tag	200	200
	POH Grant (Lane Street Benches & Barrells)		22,500
<b>Total Income</b>		<b>8,162,400</b>	<b>8,806,355</b>

**DEPARTMENT 10**

**GENERAL FUND - NON-OPERATING TRANSFERS**

		<b>2021-2022</b>	<b>2022-2023</b>
7124	Bulk Fuel Expenses	11,500	25,000
7126	Bulk Fuel Transfer	11,500	25,000

**DEPARTMENT 11****GENERAL FUND - GENERAL ADMINISTRATION****Salaries**

		<b>2021-2022</b>	<b>2022-2023</b>
6603	City Manager	40,586	41,803
6604	City Secretary	59,898	61,695
6609	Clerical	103,459	106,563
6610	Auto Allowance (Local < 100 Miles)	2,160	2,160
6613	Part Time*	6,901	7,108
6621	City Attorney	9,244	9,521
6623	Building Inspector	26,457	25,730
6630	Janitorial Service	12,731	13,113
	COLA Stipend		67,500
	<b>Subtotal</b>	<b>261,435</b>	<b>335,193</b>

**Operating Expenditures**

6701	Advertising (Newspaper)	2,000	2,000
6705	Auditing & Accounting Services	39,670	49,400
6707	A/C Inspection Services	5,000	0
6711	Auto Tires/Tubes	100	250
6712	Auto/Fuel	300	500
6726	Computer Assistance	25,000	25,000
9999	Computer Support - Email Hosting	6,500	6,800
6730	Computer - Web Site Support	3,333	3,333
6728	Codification of Ordinances	2,500	2,500
6729	Convention Expense	5,000	5,000
6734	Mitigation of Dangerous Buildings or Conditions	20,000	20,000
9999	Digital Signage Connection Fee (Holland & Market)	500	1,000
6739	Dues & Subscriptions	7,200	8,800
6742	Electrical Board & Inspection	4,500	5,500
6745	Election Expense	17,500	19,500
6748	Software Maintenance	3,000	3,500
6764	Harris County Appraisal District	24,200	25,500
6767	HVAC Maintenance	3,000	3,000
6768	Insurance - Building Floater	33,283	36,000
6769	Insurance - Bonds	500	500
6771	Insurance - Liability	7,100	7,100
6772	Insurance - Health	42,600	81,200
6773	Insurance - Rolling Stock	29,000	38,500
6774	Insurance - Workers Compensation	37,950	38,500
6775	Insurance - Errors & Omissions	4,992	7,000
6776	Insurance - Law Enforcement	9,310	12,000
6777	Insurance - Retirees	16,500	16,500
6782	Janitorial Supplies	750	750
6793	Legal Costs	10,000	10,000
6794	Longevity	5,098	5,285

6795	Holiday Decorations - Purchase and Maintenance	4,500	4,500
9999	Lobbying Efforts	0	0
6797	Maint/Repair - Office Furniture	500	500
6799	Maint/Repair - Auto	250	500
6801	Maint/Repair - Building Facility	7,500	16,500
9999	Maint/Repair Digital Signage	600	600
6804	Maint/ Repair - Radio	100	100
6806	Maint/Repair - Office Equipment	1,450	1,450
6807	Phone System Support	6,552	6,552
6808	Materials & Supplies	7,000	7,000
6810	Medical Exams & Drug Tests	150	150
6813	Miscellaneous	3,000	3,000
6815	Mowing Lots	100	100
6827	Office Supplies	4,500	4,500
6837	Postage	8,500	8,500
6850	Retirement	30,199	34,343
6859	Taxes - FICA	20,000	25,642
6860	Telephone & Internet Service	7,500	7,500
6863	Training Schools	5,000	7,500
6871	Utilities	12,000	12,000
6880	Unemployment Benefits	300	300
	<b>Subtotal</b>	<b>486,087</b>	<b>576,155</b>
<b>Capital Outlay</b>			
6902	Lease Payment Postage Meter	1,440	1,440
6903	Replacement of AC Unit (Emergency Fund)	15,000	15,000
	Paper Shredder		1,300
6906	Computer Upgrades (Replace all Windows 7 Machi	4,000	2,500
	<b>Subtotal</b>	<b>20,440</b>	<b>20,240</b>
	<b>Department Total</b>	<b>767,963</b>	<b>931,588</b>



**DEPARTMENT 12**  
**GENERAL FUND - EMERGENCY MANAGEMENT**

		<b>2021-2022</b>	<b>2022-2023</b>
<b>Salaries</b>			
6606	Department Head	40,586	41,803
6610	Auto Allowance (Local < 100 Miles)	2,160	2,160
	<b>Subtotal</b>	<b>42,746</b>	<b>43,963</b>
<b>Operating Expenditures</b>			
6726	Computer Assistance	200	200
9999	Drone Maintenance & Training	1,000	1,000
6739	Dues & Subscriptions	300	300
6740	Generator Service Agreements (All Departments)	7,700	7,700
6772	Insurance - Health	8,900	8,200
6794	Longevity	490	514
6803	Maint/Repair - Equipment	500	500
6804	Maint/Repair - Radio	200	200
6808	Materials & Supplies	200	200
6827	Office Supplies	100	100
6837	Postage	50	50
6850	Retirement	6,263	7,114
6855	Safety Campaign & Equipment	200	200
6859	Taxes - FICA	3,270	3,363
6863	Training Schools		1,250
6862	Water - Bulk	3,500	4,000
	<b>Subtotal</b>	<b>32,873</b>	<b>34,892</b>
<b>Capital Outlay</b>			
	AED		1,500
	Tracker System		6,000
	Console Radio		1,500
6909	EOC Fixtures & Equipment	1,000	1,000
	<b>Subtotal</b>	<b>1,000</b>	<b>10,000</b>
<b>Department Total</b>		<b>76,619</b>	<b>88,855</b>

**DEPARTMENT 13**  
**GENERAL FUND - HEALTH & HUMANE**

		<b>2021-2022</b>	<b>2022-2023</b>
<b>Salaries</b>			
6608	General Workers	46,915	48,323
6613	Part-Time	43,497	44,802
6614	Overtime	12,000	12,000
	<b>Subtotal</b>	<b>102,412</b>	<b>105,124</b>
<b>Operating Expenditures</b>			
6711	Auto Tires/Tubes	300	500
6712	Auto/Fuel	5,000	6,500
6737	Dog Pound Expense	3,500	3,500
6761	Fogging Expense	6,000	7,500
6772	Insurance - Health	14,250	10,500
6794	Longevity	770	840
6799	Maint/Repair - Auto	500	500
6804	Maint/Repair - Radio	100	100
6808	Materials & Supplies	4,000	5,000
6810	Medical Exams & Drug Tests	100	100
6813	Miscellaneous	150	250
6827	Office Supplies	250	350
6850	Retirement	8,633	9,762
6855	Safety Campaign & Equipment	160	160
6859	Taxes - FICA	7,835	8,042
6863	Training Schools	600	600
6873	Uniforms/Supplies/Badges	550	550
6882	Veterinary/Quarantine	200	200
6856	Spay, Neuter & Release Project	10,000	10,000
	<b>Subtotal</b>	<b>62,897</b>	<b>64,954</b>
<b>Capital Outlay</b>			
6909	Mobile Radio	1,500	
6910	Dog Kennel Repairs	3,000	4,500
	<b>Subtotal</b>	<b>4,500</b>	<b>4,500</b>
	<b>Department Total</b>	<b>169,809</b>	<b>174,578</b>

**DEPARTMENT 14  
FIRE DEPARTMENT**

**Salaries**

		<b>2021-2022</b>	<b>2022-2023</b>
6606	Department Head (Part Time)	6,450	6,643
6808	Full Time Paramedic/FF	18,500	19,055
6613	Part-Time	46,879	48,285
6614	Overtime	1,000	1,500
	<b>Subtotal</b>	<b>72,829</b>	<b>75,483</b>

**Operating Expenditures**

6711	Auto Tires/Tubes	1,000	1,250
6712	Auto Fuel	1,500	1,875
6726	Computer Assistance	300	375
9999	Drone Maintenance & Training	1,000	1,250
6739	Dues & Subscriptions	800	1,000
6760	Fire Hose	1,400	1,750
6772	Insurance - Health	3,105	3,105
	Inspection Software Licensing		2,500
6767	HVAC Maintenance	500	625
6782	Janitorial Supplies	300	375
6794	Longevity		70
6799	Maint/Repair - Auto	6,000	7,500
6801	Maint/Repair - Building Facility	1,500	1,875
6803	Maint/Repair - Equipment	6,500	8,125
6804	Maint/Repair - Radio	400	500
6808	Materials & Supplies	600	750
6810	Medical Exams & Drug Tests	120	150
6813	Miscellaneous	200	250
6827	Office Supplies	300	375
6837	Postage	20	25
6850	Retirement	10,671	12,215
6855	Safety Campaign	900	1,125
6859	Taxes - FICA	5,571	5,774
6860	Fiber Optic Service	920	920
6862	Tools	500	625
6863	Training Schools	1,500	1,875
6867	Turn-Out Gear	15,000	15,000
6871	Utilities	1,000	1,000
6873	Uniforms/Badges	3,000	3,750
	<b>Subtotal</b>	<b>64,608</b>	<b>76,010</b>

**Capital Outlay**

6913	Inspection Software Package	3,000	
	SCBA	36,500	
	PPV	5,200	

6954	Rescue Tools (Electric)		24,000
	<b>Subtotal</b>	<b>44,700</b>	<b>24,000</b>
	<b>Department Total</b>	<b>182,137</b>	<b>175,493</b>

**DEPARTMENT 15  
PARKS & RECREATION**

**Salaries**

		<b>2021-2022</b>	<b>2022-2023</b>
6605	Parks & Recreation Director	60,715	62,536
6608	General Workers	170,177	175,282
6610	Part Time/Pool	31,827	32,782
6611	Part Time/Pre-School	44,780	46,124
6612	Part Time/Recreation*	38,851	40,016
6614	Overtime	25,000	25,000
	Lifeguard Incentive Pay - End of Season		4,200
	<b>Subtotal</b>	<b>371,350</b>	<b>385,941</b>

**Operating Expenditures**

6711	Auto Tires/Tubes	600	850
6712	Auto Fuel	3,000	3,000
6722	Ball Park Maintenance	10,000	10,000
6726	Computer Assistance	400	400
6732	Community Building Expense	12,000	12,000
6735	Contract Workers	66,840	66,840
6739	Dues & Subscriptions	250	250
6747	Equipment - Recreation	8,000	8,000
6767	HVAC Maintenance	16,000	16,000
6772	Insurance - Health	78,500	73,800
6782	Janitorial Supplies	6,000	6,000
6785	Special Services	4,000	6,500
6792	Library Building Expense	4,000	4,000
6794	Longevity	1,540	1,820
6796	Maint/Repair - Pool	7,500	7,500
6799	Maint/Repair - Auto	3,750	3,750
6801	Maint/Repair - Building Facility	8,500	8,500
6803	Maint/Repair - Equipment	1,000	1,000
6804	Maint/Repair - Radio	100	100
6806	Maint/Repair - Office Equipment	300	300
6808	Materials & Supplies	4,500	4,500
6810	Medical Exams & Drug Tests	1,000	1,500
6813	Miscellaneous	500	500
6827	Office Supplies	750	750
6828	Old Library Building Expense	2,000	2,000
6836	Park Maintenance	10,000	10,000
6839	Pre-School Maintenance	750	750
6850	Retirement	37,495	42,531
6857	Events & Projects	26,000	15,000
6858	Special Projects - 4th of July	1,500	12,500
6859	Taxes - FICA	28,408	29,524
6860	Telephone Service	20,693	20,693
6861	Tennis Court Expense	1,000	1,000

6862	Tools	750	750
6863	Training Schools	2,800	2,800
6864	Pool Chemicals	20,000	26,000
6869	Utilities/PreSchool	1,800	1,800
6870	Utilities/Community Bldg.	13,500	13,500
6871	Utilities	50,000	50,000
6873	Uniforms/Badges	2,500	2,500
	<b>Subtotal</b>	<b>458,226</b>	<b>469,208</b>

**Capital Outlay**

	Match - Economic Allience Art Grant	0	6,000
6911	Mower (ZERO TURN)	7,500	
	Playground Feature		8,700
	Utility Vehicle		18,500
	Door Hardware and Locks (Gym)		8,000
	Tables & Chairs		10,000
	Rehab Projects @ Town Center		30,000
	<b>Subtotal</b>	<b>7,500</b>	<b>81,200</b>

	<b>Department Total</b>	<b>837,076</b>	<b>936,349</b>
--	-------------------------	----------------	----------------

**DEPARTMENT 16**  
**POLICE DEPARTMENT**  
**Salaries**

		<b>2021-2022</b>	<b>2022-2023</b>
6606	Chief of Police	112,477	115,851
6608	General Workers (Police Officers)	1,152,525	1,187,100
6609	Clerical	62,485	64,359
6911	General Workers (COPS GRANT)	22,731	0
6612	Civilian Dispatchers	172,849	178,034
6614	Overtime - General	40,000	45,000
6615	Overtime - Code Enforcement	5,000	5,000
6630	Janitorial Service	12,200	12,566
6632	TCLEOSE Certificate Pay	12,000	24,000
6633	Detective Clothing Allowance	1,320	1,420
	<b>Subtotal</b>	<b>1,593,586</b>	<b>1,633,331</b>

**Operating Expenditures**

6702	Ammunition	2,500	3,500
6711	Auto Tires/Tubes	5,000	6,000
6712	Auto Fuel	45,000	65,000
6726	Computer Assistance	45,000	50,900
6733	Crime Prevention Program	1,200	1,200
	Hotspots for MDTs (8)		9,000
9999	Drone Maintenance & Training	1,000	1,000
6739	Dues & Subscriptions	300	300
6746	Equipment Rental	2,200	2,200
6748	Flock Services	36,500	42,500
6749	Flock Services (Add Gunshot Detection)		25,000
6765	K-9 Expense	1,655	2,445
6767	HVAC Maintenance	500	500
6769	Insurance Bonds	300	300
6772	Insurance - Health	375,000	334,440
6782	Janitorial Supplies	2,500	3,000
6794	Longevity	15,260	13,280
6799	Maint/Repair - Auto	35,000	45,000
6801	Maint/Repair - Building Facility	6,700	6,700
6804	Maint/Repair - Radio	3,000	3,500
6805	Maint/Repair - Equipment	500	500
6806	Maint/Repair - Office Equipment	500	500
6807	Maint/Repair Elevator (Contract)	1,500	2,000
6808	Materials & Supplies	2,500	2,500
6810	Medical Exams & Drug Tests	1,500	1,500
6811	Maintenance & Supplies - Jail	1,500	1,500
6813	Miscellaneous	1,250	1,250
6827	Office Supplies	10,000	10,000
6833	Psychological Testing	1,200	2,000
6837	Postage	150	150

6850	Retirement	230,787	261,241
6858	Special Projects/Investigations	1,000	1,000
6859	Taxes - FICA	121,909	124,950
6860	Telephone	28,000	28,000
6863	Training Schools	4,000	4,000
6871	Utilities	17,000	17,000
6873	Uniforms/Badges	9,000	9,000
	<b>Subtotal</b>	<b>1,010,911</b>	<b>1,082,856</b>
<b>Capital Outlay</b>			
6913	Patrol Vehicle		55,000
	Police Chief Vehicle	32,800	
6919	WatchGuard Car Camera's 4RE/Vista (2)		5,905
6920	UHF Mobile Radio		1,500
6923	Furniture & Fixtures	2,500	2,500
	8 Coputer Mounts and Related Hardware		4,800
	4 Ruggedized Laptop Computers		10,000
	<b>Subtotal</b>	<b>35,300</b>	<b>79,705</b>
	<b>Department Total</b>	<b>2,639,797</b>	<b>2,795,893</b>



**DEPARTMENT 17**  
**GENERAL FUND - MUNICIPAL COURT**

		<b>2021-2022</b>	<b>2022-2023</b>
<b>Salaries</b>			
6609	Clerical	117,362	120,883
6614	Overtime	4,500	4,000
6620	Municipal Court Judge	43,709	45,020
6621	City Attorney	9,244	9,521
	<b>Subtotal</b>	<b>174,815</b>	<b>179,424</b>
<b>Operating Expenditures</b>			
6726	Computer Assistance	2,000	2,000
9999	Automated Transfer from Ticket Writers to Crimest	911	911
6739	Dues & Subscriptions	500	500
6740	Technology Expense	20,000	20,000
6745	Document Management	18,000	18,000
6748	Software Maintenance	3,750	3,750
6772	Insurance - Health	66,250	58,800
6783	Associate Judges	21,000	21,000
6784	Jury Fees	800	800
6794	Longevity	2,310	2,520
6797	Maint/Repair - Office Furniture	100	100
6806	Maint/Repair - Office Equipment	100	100
6808	Materials & Supplies	1,400	1,400
6810	Medical Exams/Drug Screens	0	0
6813	Miscellaneous	100	100
6814	Contract Interpreter	250	250
6827	Office Supplies	3,250	3,250
6850	Retirement	17,856	18,298
6859	Taxes - FICA	13,373	13,726
6860	Fiber Optic Service	4,000	4,000
6863	Training Schools	4,000	4,000
6888	Warrant Service	80,000	65,000
	<b>Subtotal</b>	<b>259,950</b>	<b>238,505</b>
<b>Capital Outlay</b>			
6916	Ticket Writers	3,000	
	Receipt Printer		1,500
6917	Computer Server & Work Stations Upgrade		
	<b>Subtotal</b>	<b>3,000</b>	<b>1,500</b>
	<b>Department Total</b>	<b>437,765</b>	<b>419,430</b>

**DEPARTMENT 18**  
**GENERAL FUND - TRAFFIC**

**Operating Expenditures**

6800 Maint/Repair - Traffic Signals

6871 Utilities

**Subtotal**

<b>2021-2022</b>	<b>2022-2023</b>
12,500	15,000
5,000	7,500
<b>17,500</b>	<b>22,500</b>

**Capital Outlay**

Updated Signal Operator & Controls

**Subtotal**

0	0
<b>0</b>	<b>0</b>

**Department Total**

**17,500**      **22,500**

**DEPARTMENT 19****GENERAL FUND - STREET DEPARTMENT****Salaries**

		<b>2021-2022</b>	<b>2022-2023</b>
6605	Director of Public Works	34,532	35,568
6606	Street Superintendent	70,341	72,452
6608	General Workers	179,744	185,136
6614	Overtime	8,000	8,000
	<b>Subtotal</b>	<b>292,617</b>	<b>301,156</b>

**Operating Expenditures**

6711	Auto Tires/Tubes	1,500	3,500
6712	Auto Fuel	5,000	7,500
6724	Boots/Slickers/Protective Clothing	450	450
6735	Contract Labor	43,800	43,800
6746	Equipment Rental	1,000	1,500
6767	HVAC Maintenance	1,000	2,000
6772	Insurance - Health	73,000	53,220
6782	Janitorial Supplies	600	800
6794	Longevity	5,040	5,274
6799	Maint/Repair - Auto	12,000	13,000
6801	Maint/Repair - Building Facility	7,000	7,000
6803	Maint/Repair - Equipment	25,000	25,000
6804	Maint/Repair - Radio	250	250
6808	Materials & Supplies	22,000	28,000
6810	Medical Exams & Drug Tests	500	500
6813	Miscellaneous	400	400
6827	Office Supplies	500	500
6850	Retirement	42,876	48,735
6855	Safety Campaign & Equipment	750	750
6859	Taxes - FICA	22,385	23,038
6860	Fiber Optic Service	6,700	6,700
6862	Tools	500	500
6863	Training Schools	500	500
6865	Traffic Signs/School Signs	15,000	15,000
6871	Utilities	20,000	20,000
6873	Uniforms/Badges	4,000	5,000
6875	Storm Water Permit	7,000	4,500
	<b>Subtotal</b>	<b>318,751</b>	<b>317,417</b>

**Capital Outlay**

6910	Street, Sidewalk, & Storm Drain Repair	200,000	200,000
6911	Speed Humps	2,000	2,000
	F 450 Patch Truck	60,000	
	Utility Vehicle		18,500
	Brush Hog		4,500

6933	Multi-Use Vactor Truck (Storm Drain Cleaning)	92,500	
	<b>Subtotal</b>	<b>354,500</b>	<b>225,000</b>
	<b>Department Total</b>	<b>965,869</b>	<b>843,573</b>

**DEPARTMENT 20  
GENERAL FUND - GARAGE DEPARTMENT**

		<b>2021-2022</b>	<b>2022-2023</b>
<b>Salaries</b>			
6608	General Worker - Mechanic	50,914	52,441
6614	Overtime		1,500
	<b>Subtotal</b>	<b>50,914</b>	<b>53,941</b>
<b>Operating Expenditures</b>			
6746	Equipment Rental	250	250
6772	Health Insurance	11,500	10,140
6794	Longevity	840	910
6803	Maint/Repair - Equipment	350	350
6808	Materials & Supplies	600	750
6813	Miscellaneous	250	300
6850	Retirement	7,460	8,729
6855	Safety Campaign & Equipment	200	200
6859	Taxes - FICA	3,895	4,126
	<b>Subtotal</b>	<b>25,345</b>	<b>25,756</b>
<b>Capital Outlay</b>			
9999	Rebuild Vehicle Lift	0	
	New Vehicle Lift		35,000
	<b>Subtotal</b>	<b>0</b>	<b>35,000</b>
	<b>Department Total</b>	<b>76,259</b>	<b>114,697</b>

**DEPARTMENT 21**

**GENERAL FUND - SANITATION**

6870 Heavy Trash Service

**Subtotal**

**Department Total**

<b>2021-2022</b>	<b>2022-2023</b>
715,196	750,956
<b>715,196</b>	<b>750,956</b>
<b>715,196</b>	<b>750,956</b>

**DEPARTMENT 22**  
**GENERAL FUND - HERITAGE HALL**

		<b>2021-2022</b>	<b>2022-2023</b>
<b>Salaries</b>			
6606	Department Head	55,762	57,435
6613	Part Time*	38,693	39,854
6630	Janitorial Service	9,809	10,103
	<b>Subtotal</b>	<b>104,264</b>	<b>107,392</b>
<b>Operating Expenditures</b>			
6711	Auto Tires/Tubes	200	200
6712	Auto Fuel	1,350	2,000
6726	Computer Assistance	1,500	1,500
6763	Homebound Meal Delivery	12,943	13,331
6772	Insurance - Health	10,150	10,150
6782	Janitorial Supplies	1,200	1,200
6794	Longevity	490	490
6799	Maint/Repair - Auto	1,000	1,000
6801	Maint/Repair - Building Facility	1,000	1,000
6806	Maint/Repair - Office Equipment	1,800	1,800
6808	Materials & Supplies	800	800
6810	Medical Exams & Drug Tests	120	120
6812	Meals - Senior Citizens	42,500	53,520
6813	Miscellaneous	100	100
6827	Office Supplies	550	550
6850	Retirement	13,840	15,744
6858	Special Projects	3,500	3,500
6859	Taxes - FICA	7,976	8,215
6860	Fiber Optic Service	4,098	3,500
6863	Training Schools	1,300	1,400
6871	Utilities	3,800	3,800
	<b>Subtotal</b>	<b>110,217</b>	<b>123,921</b>
<b>Capital Outlay</b>			
6914	Computer	1,500	0
6915	<b>Subtotal</b>	<b>1,500</b>	<b>0</b>
 <b>Department Total</b>		 <b>215,981</b>	 <b>231,313</b>





**DEPARTMENT 23**  
**GENERAL FUND - MAYOR & CITY COUNCIL**

**Salaries**

	<b>2021-2022</b>	<b>2022-2023</b>
6601 Mayor	3,200	3,200
6602 City Council Members	16,800	16,800
6610 Auto Allowance (Local < 100 Miles)	13,200	13,200
<b>Subtotal</b>	<b>33,200</b>	<b>33,200</b>

**Operating Expenditures**

6729 Convention Expense	4,800	7,000
6739 Dues & Subscriptions	3,500	4,200
6827 Office Supplies	400	400
6859 Taxes - Medicare	481	483
6963 Workshops, Seminars & Other Training		600
<b>Subtotal</b>	<b>9,181</b>	<b>12,683</b>

**Department Total** **42,381** **45,883**

**DEPARTMENT 24  
EMS DEPARTMENT**

**Salaries**

		<b>2021-2022</b>	<b>2022-2023</b>
6606	Department Head (Part Time)*	56,863	58,568
	Full Time Paramedic/FF	166,500	170,020
6613	Part-Time	280,996	289,426
	Overtime	9,000	13,500
	<b>Subtotal</b>	<b>513,359</b>	<b>531,514</b>

**Operating Expenditures**

6703	Ambulance Billing	20,000	65,835
6706	Ambulance Supplies	23,000	28,750
6711	Auto Tires/Tubes	800	1,000
6712	Auto Fuel	4,000	5,000
6713	Compliance & Licensing Fees	300	700
6726	Computer Assistance	1,100	1,375
6739	Dues & Subscriptions	700	1,600
6772	Insurance - Health	31,050	30,000
6767	HVAC Maintenance	1,000	1,000
6782	Janitorial Supplies	1,400	1,750
6794	Longevity		70
6799	Maint/Repair - Auto	4,500	5,625
6801	Maint/Repair - Building Facility	2,000	2,500
6803	Maint/Repair - Equipment	4,000	5,000
6742	Maint/Repair - (Contract- LP-15, Lucas, Power Cot &)	6,209	6,209
6804	Maint/Repair - Radio	500	625
6808	Materials & Supplies	2,000	2,500
6810	Medical Exams & Drug Tests	350	400
6813	Miscellaneous	250	350
6827	Office Supplies	450	500
6837	Postage	130	160
6850	Retirement	73,901	83,828
6855	Safety Campaign	250	300
6859	Taxes - FICA	39,272	40,661
6860	Fiber Optic Service	8,280	8,280
6862	Tools	200	250
6863	Training Schools	1,500	2,500
6871	Utilities	8,200	8,200
6873	Uniforms/Badges	2,000	2,000
6874	Medical Director Fee	7,200	7,200
	<b>Subtotal</b>	<b>244,542</b>	<b>314,167</b>

**Capital Outlay**

	Mobile/Console Radio	2,000	
	Hand Held Radios	3,600	1,500
	Stop The Bleed Kits		1,500

AEDs (4)	0	6,000
<b>Subtotal</b>	<b>5,600</b>	<b>9,000</b>
<b>Department Total</b>	<b>763,501</b>	<b>854,682</b>

**DEPARTMENT 25  
CAPITAL PROJECTS**

	<b>2021-2022</b>	<b>2022-2023</b>
6 Mobile Radios (Public Works)	7,000	7,000
1/2 Ton Pickup Truck (Public Works)	40,000	
3/4 Ton Pickup Truck (Public Works)	48,000	
Heavy Duty Trailer	6,000	
Sewer Line Pipebursting	150,000	
6942 Match - North Side Water Mains C2022-006a	0	251,000
Replace Digital Sign (Gym)	0	45,000
Council Chambers Upgrades	0	60,000
Lane Street Benches & Barrels		22,500
<b>Subtotal</b>	<b>251,000</b>	<b>385,500</b>
<b>Capital Projects Total</b>	<b>251,000</b>	<b>385,500</b>

**WATER FUND REVENUE****Income From All Sources**

	<b>2021-2022</b>	<b>2022-2023</b>
5491 Water Billing	1,749,000	1,818,020
5492 Sewer Billing	805,499	888,836
5493 Garbage Deposit	0	0
5494 Broken/Cut-Off	600	600
5495 Locked Meter	100	100
5496 Penalty	70,850	70,850
5497 Pulled Meters	100	100
5498 Reconnect (PCO)	15,000	20,000
5499 Transfer Charge	1,000	1,000
5525 Discount on Sales Tax	80	80
5534 Garbage Clean Up Fees (Administrative Fee)	725	725
5544 Interest Income	7,500	7,500
5555 Miscellaneous	200	200
5559 NSF Check Charges	500	750
5565 Plumbing Permits	6,250	8,000
5574 Sewer Rentals	50	50
5596 Water & Sewer Taps	10,000	10,000
<b>Total</b>	<b>2,667,454</b>	<b>2,826,811</b>

**DEPARTMENT 31**  
**WATER FUND - GENERAL ADMINISTRATION**

**Salaries**

		<b>2021-2022</b>	<b>2022-2023</b>
6603	City Manager	40,586	41,803
6604	City Secretary	30,002	30,902
6609	Clerical	73,542	75,748
6634	Plumbing Inspector	6,798	7,002
6610	Auto Allowance (Local < 100 Miles)	2,160	2,160
6613	Part Time*	13,802	14,216
6614	Overtime	4,000	5,000
6621	City Attorney	9,244	9,521
6630	Janitorial Service	7,699	7,930
	COLA Stipend		12,000
	<b>Subtotal</b>	<b>187,833</b>	<b>206,283</b>

**Operating Expenditures**

6701	Advertising (Newspaper)	500	500
6705	Auditing & Accounting Services	19,250	32,010
6708	AVR Billing Contract	26,305	27,000
6726	Computer Assistance	10,000	10,000
6730	Computer - Web Site Support	1,667	500
6739	Dues & Subscriptions	100	100
6768	Insurance - Building/Floater	19,539	25,000
6771	Insurance - Liability	4,275	3,700
6772	Insurance - Health	32,500	29,160
6773	Insurance - Rolling Stock	13,913	17,500
6774	Insurance - Workers Compensation	22,883	22,280
6782	Janitorial Supplies	500	500
6794	Longevity	3,302	2,893
	Lobbying Efforts	0	0
6797	Maint/Repair - Office Furniture	100	100
6801	Maint/Repair - Building Facility	2,500	1,000
6804	Maint/Repair - Radio	150	100
6806	Maint/Repair - Office Equipment	250	250
6808	Materials & Supplies	1,500	1,500
6810	Medical Exams & Drug Tests	120	120
	Meter Reading Software Fee	4,200	4,200
6813	Miscellaneous	1,500	1,500
6827	Office Supplies	1,750	1,750
6837	Postage	2,000	2,000
6850	Retirement	19,474	24,474
6859	Taxes - FICA	14,369	15,781
6860	Telephone Service	10,500	10,500
6871	Utilities	3,500	3,300
	<b>Subtotal</b>	<b>216,647</b>	<b>237,718</b>

**Capital Outlay**

6943 Office Furniture & Equipment  
**Subtotal**

500 500  

---

500 500

**Department Total**

**404,979 444,500**

**DEPARTMENT 32****WATER FUND - WATER SYSTEMS DEPARTMENT****Salaries**

		<b>2021-2022</b>	<b>2022-2023</b>
6605	Director of Public Works	34,532	35,568
6608	General Workers	65,134	67,088
6609	Clerical	36,221	37,308
6614	Overtime	22,000	22,000
	<b>Subtotal</b>	<b>157,887</b>	<b>161,964</b>

**Operating Expenditures**

6711	Auto Tires/Tubes	1,500	2,500
6712	Auto Fuel	4,000	5,500
6724	Boots/Slickers/Protective Clothing	500	500
6726	Computer Assistance	500	500
6739	Dues & Subscriptions	450	450
6746	Equipment Rental	750	750
6752	Engineering Fees	1,000	1,000
6767	HVAC Maintenance	1,200	1,600
6772	Insurance - Health	65,000	76,560
6782	Janitorial Supplies	750	750
6790	Water Analysis Fees	35,000	40,000
6791	Laboratory Supplies	425	500
6794	Longevity	2,590	5,763
6798	Maint/Repair - Plant	7,500	7,500
6799	Maint/Repair - Auto	5,000	5,000
6801	Maint/Repair - Building Facility	5,000	5,000
6803	Maint/Repair - Equipment	6,000	6,000
6804	Maint/Repair - Radio	250	250
6806	Maint/Repair - Office Equipment	450	450
6808	Materials & Supplies	25,000	35,000
6809	Meters Installed	3,000	3,000
6810	Medical Exams & Drug Tests	400	400
6813	Miscellaneous	1,000	1,000
6827	Office Supplies	750	750
6829	Operating Supplies - Utility Plant	30,000	30,000
6840	Purchase of Surface Water	1,000,000	1,000,000
6850	Retirement	17,827	20,172
6855	Safety Campaign & Equipment	800	800
6859	Taxes - FICA	12,078	12,390
6862	Tools	750	1,200
6863	Training Schools	1,400	2,500
6871	Utilities	19,000	19,000
6873	Uniforms/Supplies/Badges	3,300	3,300
6885	Water System Fee	9,100	9,100
6892	Well Permit Fee	1,350	1,350
	<b>Subtotal</b>	<b>1,263,621</b>	<b>1,300,536</b>



**Capital Outlay**

6946	Emergency Water Line Repair & Replacement	20,000	20,000
6948	Copier Lease	1,600	1,600
	Generator Transfer Switch - Water Well		11,500
	<b>Subtotal</b>	<b>21,600</b>	<b>33,100</b>
	<b>Department Total</b>	<b>1,443,108</b>	<b>1,495,600</b>

**DEPARTMENT 33**  
**WATER FUND - WASTE WATER SYSTEM DEPARTMENT**

**Salaries**

		<b>2021-2022</b>	<b>2022-2023</b>
6605	Director of Public Works	34,532	35,568
6608	General Workers	99,251	102,229
6614	Overtime	20,000	20,000
6615	Sewer Plant Operator	53,393	54,995
	<b>Subtotal</b>	<b>207,177</b>	<b>212,792</b>

**Operating Expenditures**

6711	Auto Tires/Tubes	1,100	1,500
6712	Auto Fuel	1,100	1,500
6724	Boots/Slickers/Protective Clothing	400	400
6739	Dues & Subscriptions	350	350
6746	Equipment Rental	1,500	1,500
6752	Engineering Fees	1,000	1,000
6772	Insurance - Health	69,000	55,560
6782	Janitorial Supplies	800	800
6790	Sewer Analysis Fees	12,000	12,000
6791	Laboratory Supplies	600	600
6794	Longevity	5,530	5,900
6798	Maint/Repair - Plant	55,000	55,000
6799	Maint/Repair - Auto	3,500	3,500
6801	Maint/Repair - Building Facility	8,500	8,500
6803	Maint/Repair - Equipment	7,500	7,500
6804	Maint/Repair - Radio	200	200
6806	Maint/Repair - Office Equipment	650	650
6808	Materials & Supplies	12,000	14,000
6810	Medical Exams & Drug Tests	400	400
6813	Miscellaneous	1,000	2,000
6827	Office Supplies	1,000	1,000
6829	Operating Supplies - Utility Plant	130,000	150,000
6850	Retirement	30,357	34,435
6853	Sludge Disposal	80,000	100,000
6855	Safety Campaign & Equipment	750	750
6856	Sewer Plant Permit - Collection System Fee	35,400	35,400
6857	S.S.O. Program	13,500	13,500
6859	Taxes - FICA	15,849	16,279
6860	Fiber Optic Service	4,800	4,800
6862	Tools	650	650
6863	Training Schools	2,500	3,000
6871	Utilities	85,000	85,000
6873	Uniforms/Supplies/Badges	3,300	3,300
	<b>Subtotal</b>	<b>585,236</b>	<b>620,974</b>



**Capital Outlay**

6954 Manhole Repair  
**Subtotal**

5,000	20,000
<b>5,000</b>	<b>20,000</b>

**Department Total**

<b>797,412</b>	<b>853,766</b>
----------------	----------------

**DEPARTMENT 34**  
**WATER FUND - MAYOR & CITY COUNCIL**

**Salaries**

		<b>2021-2022</b>	<b>2022-2023</b>
6601	Mayor	1,600	1,600
6602	Council	4,200	4,200
6610	Auto Allowance (Local < 100 Miles)	3,900	3,900
	<b>Subtotal</b>	<b>9,700</b>	<b>9,700</b>

**Operating Expenditures**

6729	Convention Expense	2,600	2,600
6827	Office Supplies	300	300
6859	Taxes - Medicare	100	100
6963	Workshops, Seminars & Other Training	140	160
	<b>Subtotal</b>	<b>3,140</b>	<b>3,160</b>

**Department Total** **12,840** **12,860**

*ANNUAL FINANCIAL REPORT*

of the

**CITY OF  
JACINTO CITY, TEXAS**

**For the Year Ended  
September 30, 2021**

(This page intentionally left blank.)

# CITY OF JACINTO CITY, TEXAS

## TABLE OF CONTENTS

September 30, 2021

	<u>Page</u>
<b>Independent Auditors' Report</b>	1
<b>Management's Discussion and Analysis (Required Supplementary Information)</b>	5
<b><u>BASIC FINANCIAL STATEMENTS</u></b>	
<b>Government-Wide Financial Statements</b>	
Statement of Net Position	15
Statement of Activities	16
<b>Governmental Fund Financial Statements</b>	
Balance Sheet – Governmental Funds	19
Reconciliation of the Government Funds Balance Sheet to the Statement of Net Position	21
Statement of Revenues, Expenditures, and Changes in Fund Balances – Governmental Funds	23
Reconciliation of the Statement of Revenues, Expenditures, and Changes in Fund Balances of Governmental Funds to the Statement of Activities	25
<b>Proprietary Fund Financial Statements</b>	
Statement of Net Position	27
Statement of Revenues, Expenses, and Changes in Fund Net Position	29
Statement of Cash Flows	30
<b>Notes to Financial Statements</b>	33
<b><u>REQUIRED SUPPLEMENTARY INFORMATION</u></b>	
Schedule of Revenues, Expenditures, and Changes in Fund Balance – Budget and Actual – General Fund	61
Schedule of Changes in Net Pension Liability and Related Ratios – Texas Municipal Retirement System	62
Schedule of Contributions – Texas Municipal Retirement System	64
Schedule of Changes in Total OPEB Liability and Related Ratios – Texas Municipal Retirement System – Supplemental Death Benefits Fund	67
Schedule of Changes in Total OPEB Liability and Related Ratios – Retiree Health Plan	69
<b><u>SCHEDULE</u></b>	
Schedule of Revenues, Expenditures, and Changes in Fund Balance – Budget and Actual – Debt Service Fund	73



(This page intentionally left blank.)



## ***INDEPENDENT AUDITORS' REPORT***

To the Honorable Mayor and  
City Council Members of the  
City of Jacinto City, Texas:

### **Report on the Financial Statements**

We have audited the accompanying financial statements of the governmental activities, the business-type activities, and each major fund of the City of Jacinto City, Texas (the "City") as of and for the year ended September 30, 2021, and the related notes to the financial statements, which collectively comprise the City's basic financial statements as listed in the table of contents.

### **Management's Responsibility for the Financial Statements**

Management is responsible for the preparation and fair presentation of these financial statements in accordance with accounting principles generally accepted in the United States of America; this includes the design, implementation, and maintenance of internal control relevant to the preparation and fair presentation of financial statements that are free from material misstatement, whether due to fraud or error.

### **Auditors' Responsibility**

Our responsibility is to express opinions on these financial statements based on our audit. We conducted our audit in accordance with auditing standards generally accepted in the United States of America. Those standards require that we plan and perform the audit to obtain reasonable assurance about whether the financial statements are free from material misstatement.

An audit involves performing procedures to obtain audit evidence about the amounts and disclosures in the financial statements. The procedures selected depend on the auditors' judgment, including the assessment of the risks of material misstatement of the financial statements, whether due to fraud or error. In making those risk assessments, the auditor considers internal control relevant to the City's preparation and fair presentation of the financial statements in order to design audit procedures that are appropriate in the circumstances, but not for the purpose of expressing an opinion on the effectiveness of the City's internal control. Accordingly, we express no such opinion. An audit also includes evaluating the appropriateness of accounting policies used and the reasonableness of significant accounting estimates made by management, as well as evaluating the overall presentation of the financial statements.

We believe that the audit evidence we have obtained is sufficient and appropriate to provide a basis for our audit opinions.

## Opinions

In our opinion, the financial statements referred to above present fairly, in all material respects, the respective financial position of the governmental activities, the business-type activities, and each major fund of the City as of September 30, 2021, and the respective changes in financial position and, where applicable, cash flows thereof, for the year then ended, in accordance with accounting principles generally accepted in the United States of America.

## Other Matters

### *Required Supplementary Information*

Accounting principles generally accepted in the United States of America require that the Management's Discussion and Analysis, budgetary comparison information, schedules of changes in net pension and total other postemployment benefits liability and related ratios, and schedule of contributions, identified as Required Supplementary Information on the table of contents, be presented to supplement the basic financial statements. Such information, although not a part of the basic financial statements, is required by the Governmental Accounting Standards Board, who considers it to be an essential part of financial reporting for placing the basic financial statements in an appropriate operational, economic, or historical context. We have applied certain limited procedures to the Required Supplementary Information in accordance with auditing standards generally accepted in the United States of America, which consisted of inquiries of management about the methods of preparing the information and comparing the information for consistency with management's responses to our inquiries, the basic financial statements, and other knowledge we obtained during our audit of the basic financial statements. We do not express an opinion or provide any assurance on the information because the limited procedures do not provide us with sufficient evidence to express an opinion or provide any assurance.

### *Other Information*

Our audit was conducted for the purpose of forming opinions on the financial statements that collectively comprise the City's basic financial statements. The schedule is presented for purposes of additional analysis and is not a required part of the basic financial statements.

The schedule is the responsibility of management and was derived from and relates directly to the underlying accounting and other records used to prepare the basic financial statements. The information has been subjected to the auditing procedures applied in the audit of the basic financial statements and certain additional procedures, including comparing and reconciling such information directly to the underlying accounting and other records used to prepare the basic financial statements or to the basic financial statements themselves, and other additional procedures in accordance with auditing standards generally accepted in the United States of America. In our opinion, the schedule is fairly stated in all material respects in relation to the basic financial statements as a whole.

*BELT HARRIS PECHACEK, LLLP*

Belt Harris Pechacek, LLLP  
*Certified Public Accountants*  
Houston, Texas  
April 29, 2022

***MANAGEMENT'S DISCUSSION  
AND ANALYSIS***

(This page intentionally left blank.)

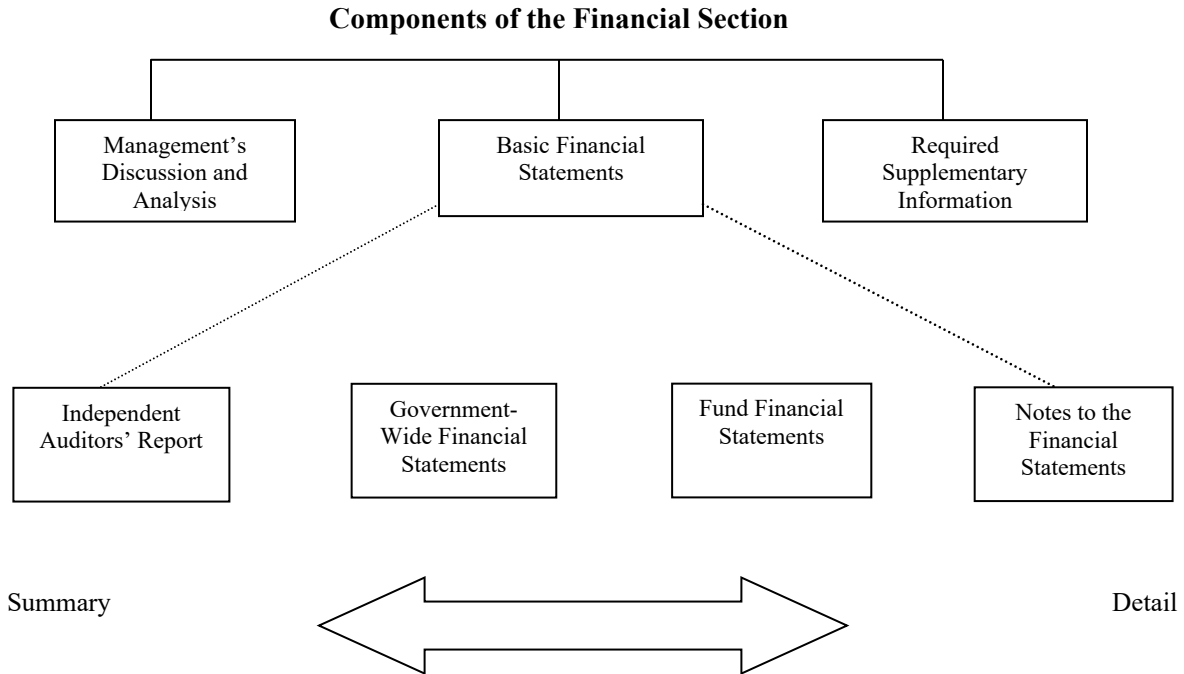
# CITY OF JACINTO CITY, TEXAS

## MANAGEMENT'S DISCUSSION AND ANALYSIS

### For the Year Ended September 30, 2021

The purpose of the Management’s Discussion and Analysis (MD&A) is to give the readers an objective and easily readable analysis of the financial activities of the City of Jacinto City (the “City”) for the year ending September 30, 2021. The analysis is based on currently known facts, decisions, or economic conditions. It presents short and long-term analysis of the City’s activities, compares current year results with those of the prior year, and discusses the positive and negative aspects of that comparison. Please read the MD&A in conjunction with the City’s financial statements, which follow this section.

## THE STRUCTURE OF OUR ANNUAL REPORT



The City’s basic financial statements include (1) government-wide financial statements, (2) individual fund financial statements, and (3) notes to the financial statements. This report also includes supplementary information intended to furnish additional detail to support the basic financial statements themselves.

### Government-Wide Statements

The government-wide statements report information for the City as a whole. These statements include transactions and balances relating to all assets, including infrastructure capital assets. These statements are designed to provide information about cost of services, operating results, and financial position of the City as an economic entity. The Statement of Net Position and the Statement of Activities, which appear first in the City’s financial statements, report information on the City’s activities that enable the reader to understand the financial condition of the City. These statements are prepared using the *accrual basis of accounting*, which is similar to the accounting used by most private-sector companies. All of the current year’s revenues and expenses are taken into account even if cash has not yet changed hands.

The Statement of Net Position presents information on all of the City’s assets, liabilities, and deferred outflows/inflows of resources, with the difference reported as *net position*. Over time, increases or decreases in net position may serve as a useful indicator of whether the financial position of the City is improving or deteriorating. Other nonfinancial factors, such as the City’s property tax base and the condition of the City’s infrastructure, need to be considered in order to assess the overall health of the City.

**CITY OF JACINTO CITY, TEXAS**  
**MANAGEMENT'S DISCUSSION AND ANALYSIS**  
**For the Year Ended September 30, 2021**

The Statement of Activities presents information showing how the City's net position changed during the most recent fiscal year. All changes in net position are reported as soon as the underlying event giving rise to the change occurs, regardless of the timing of related cash flows – the accrual method rather than modified accrual that is used in the fund level statements.

The Statement of Net Position and the Statement of Activities divide the City's financials into two classes of activities:

1. *Governmental Activities* – Most of the City's basic services are reported here, including public safety (police, fire, EMS), community services (building permits/inspection), public works, and general government (City Administrator, City Secretary, Finance, Human Resources, and Information Technology). Interest payments on the City's debt are also reported here. Sales tax, property tax, franchise fees, municipal court fines, and permit fees finance most of these activities.
2. *Business-Type Activities* – Services involving a fee for those services are reported here. These services include the City's water and wastewater services.

The government-wide financial statements can be found after the MD&A within this report.

## **FUND FINANCIAL STATEMENTS**

Funds may be considered as operating companies of the parent corporation, which is the City. They are usually segregated for specific activities or objectives. The City uses fund accounting to ensure and demonstrate compliance with finance-related legal reporting requirements. The two categories of City funds are governmental and proprietary.

### **Governmental Funds**

Governmental funds are used to account for essentially the same functions reported as governmental activities in the government-wide financial statements. However, unlike the government-wide financial statements, governmental fund financial statements focus on *near-term inflows and outflows of spendable resources*, as well as on *balances of spendable resources* available at the end of the fiscal year. Such information may be useful in evaluating the City's near-term financing requirements.

Because the focus of governmental funds is narrower than that of the government-wide financial statements, it is useful to compare the information presented for *governmental funds* with similar information presented for *governmental activities* in the government-wide financial statements. By doing so, readers may better understand the long-term impact of the City's near-term financing decisions. Both the governmental funds balance sheet and the governmental funds statement of revenues, expenditures, and changes in fund balances provide a reconciliation to facilitate this comparison between *governmental funds* and *governmental activities*.

The City maintains two individual governmental funds. Information is presented separately in the governmental funds balance sheet and in the governmental funds statement of revenues, expenditures, and changes in fund balances for the general fund and the debt service fund. The general fund is always considered to be a major fund for reporting purposes. The debt service fund did not meet the technical criteria to be presented as a major fund, however, the City has elected to present it as major due to its significance.

**CITY OF JACINTO CITY, TEXAS**  
**MANAGEMENT'S DISCUSSION AND ANALYSIS**  
**For the Year Ended September 30, 2021**

The City adopts annual appropriated budgets for its general fund and debt service fund. Budgetary comparison schedules have been provided for the general fund and the debt service fund to demonstrate compliance with these budgets.

**Proprietary Funds**

The City maintains one type of proprietary fund. The enterprise fund is used to report the same functions presented as business-type activities in the government-wide financial statements. The City uses an enterprise fund to account for its water distribution and wastewater collection/treatment operations. The basic proprietary fund financial statements can be found in the basic financial statements of this report.

The City also uses an internal service fund to account for expenses associated with its health reimbursement account claims. This internal service fund has been included within governmental activities in the government-wide financial statements.

**Notes to Financial Statements**

The notes to the financial statements provide additional information that is essential to a full understanding of the data provided in the government-wide and fund financial statements. The notes are the last section of the basic financial statements.

**Other Information**

In addition to the financial statements, MD&A, and accompanying notes, this report also presents certain Required Supplementary Information (RSI). The RSI includes a budgetary comparison schedule for the general fund, schedule of changes in net pension and total other postemployment benefits liability and related ratios for the Texas Municipal Retirement System (TMRS) and the retiree health plan, and a schedule of contributions for TMRS. RSI can be found after the notes to the basic financial statements.

**GOVERNMENT-WIDE FINANCIAL ANALYSIS**

As noted earlier, net position may serve over time as a useful indicator of the City's financial position. For the City, assets and deferred outflows of resources exceed liabilities and deferred inflows of resources by \$31,296,081 as of year end. This compares with \$31,546,081 from the prior fiscal year. The largest portion of the City's net position, 88 percent reflects its investments in capital assets (e.g., land, City hall, police station, fleet equipment, drainage systems, as well as the public works facilities), less any debt used to acquire those assets that is still outstanding. The City uses these capital assets to provide services to citizens; consequently, these assets are not available for future spending. Although the City's investment in its capital assets is reported net of related debt, it should be noted that the resources needed to repay this debt must be provided from other sources since the assets themselves cannot be used to liquidate these liabilities.



**CITY OF JACINTO CITY, TEXAS**  
**MANAGEMENT'S DISCUSSION AND ANALYSIS**  
For the Year Ended September 30, 2021

**Statement of Net Position**

The following table provides a condensed Statement of Net Position:

	2021				2020			
	Governmental Activities	Business-Type Activities	Reconciliation	Total	Governmental Activities	Business-Type Activities	Reconciliation	Total
Current and other assets	\$ 8,472,615	\$ 822,658	\$ -	\$ 9,295,273	\$ 6,490,305	\$ 1,104,544	\$ -	\$ 7,594,849
Capital assets, net	11,641,703	16,368,609	-	28,010,312	11,817,922	16,455,028	-	28,272,950
<b>Total Assets</b>	<b>20,114,318</b>	<b>17,191,267</b>	<b>-</b>	<b>37,305,585</b>	<b>18,308,227</b>	<b>17,559,572</b>	<b>-</b>	<b>35,867,799</b>
Deferred charge on refunding	3,974	-	-	3,974	7,948	-	-	7,948
Deferred outflows - pensions	333,941	57,395	-	391,336	198,791	39,834	-	238,625
Deferred outflows - OPEB	43,784	-	-	43,784	27,665	-	-	27,665
<b>Total Deferred Outflows of Resources</b>	<b>381,699</b>	<b>57,395</b>	<b>-</b>	<b>439,094</b>	<b>234,404</b>	<b>39,834</b>	<b>-</b>	<b>274,238</b>
Long-term liabilities	3,302,353	520,767	-	3,823,120	2,835,587	350,786	-	3,186,373
Other liabilities	1,885,519	359,083	-	2,244,602	587,778	383,398	-	971,176
<b>Total Liabilities</b>	<b>5,187,872</b>	<b>879,850</b>	<b>-</b>	<b>6,067,722</b>	<b>3,423,365</b>	<b>734,184</b>	<b>-</b>	<b>4,157,549</b>
Deferred inflows - pensions	292,178	63,207	-	355,385	348,403	72,694	-	421,097
Deferred inflows - OPEB	25,491	-	-	25,491	17,310	-	-	17,310
<b>Total Deferred Inflows of Resources</b>	<b>317,669</b>	<b>63,207</b>	<b>-</b>	<b>380,876</b>	<b>365,713</b>	<b>72,694</b>	<b>-</b>	<b>438,407</b>
Net investment in capital assets	11,552,738	16,368,609	(466,026)	27,455,321	11,633,642	16,455,028	(917,052)	27,171,618
Restricted	1,629,779	-	-	1,629,779	1,602,755	-	-	1,602,755
Unrestricted	1,807,959	(63,004)	466,026	2,210,981	1,517,156	337,500	917,052	2,771,708
<b>Total Net Position</b>	<b>\$ 14,990,476</b>	<b>\$ 16,305,605</b>	<b>-</b>	<b>\$ 31,296,081</b>	<b>\$ 14,753,553</b>	<b>\$ 16,792,528</b>	<b>-</b>	<b>\$ 31,546,081</b>

A portion of the primary government's net position, \$1,629,779 or five percent, represents resources that are subject to external restrictions on how they may be used. The remaining balance of net position, \$2,210,981 or 7 percent, is unrestricted and may be used to meet the City's ongoing obligation to citizens and creditors.

The City has historically issued and repaid debt in its governmental activities for which the proceeds were used to purchase capital assets for the business-type activities. With one activity carrying the capital assets and another carrying the debt, the result is an unusual net position presentation. The City has included a reconciliation column in the Statement of Net Position adjusting the net investment in capital assets. Outstanding debt associated with governmental activities in the amount of \$466,026 is being used to finance capital assets reported in business-type activities. Accordingly, this amount has been added back to unrestricted net position and deducted from net investment in capital assets in total for the primary government.

**CITY OF JACINTO CITY, TEXAS**  
**MANAGEMENT'S DISCUSSION AND ANALYSIS**  
For the Year Ended September 30, 2021

**Statement of Activities**

The following table provides a summary of the City's changes in net position:

	2021			2020		
	Governmental Activities	Business-Type Activities	Total Primary Government	Governmental Activities	Business-Type Activities	Total Primary Government
<b>Revenues</b>						
Program revenues:						
Charges for services	\$ 1,516,147	\$ 2,262,221	\$ 3,778,368	\$ 1,302,825	\$ 2,216,622	\$ 3,519,447
Operating grants	182,631	-	182,631	758,116	-	758,116
Capital grants	351,139	69,940	421,079	99,055	131,907	230,962
General revenues:						
Ad valorem taxes	3,924,010	-	3,924,010	3,539,868	-	3,539,868
Sales taxes	1,797,840	-	1,797,840	1,640,881	-	1,640,881
Franchise fees and local taxes	641,289	-	641,289	638,153	-	638,153
Investment income	3,976	349	4,325	59,783	5,281	65,064
Other revenues	273,249	-	273,249	203,470	-	203,470
<b>Total Revenues</b>	<b>8,690,281</b>	<b>2,332,510</b>	<b>11,022,791</b>	<b>8,242,151</b>	<b>2,353,810</b>	<b>10,595,961</b>
<b>Expenses</b>						
General government	923,549	-	923,549	901,847	-	901,847
Public safety	4,447,336	-	4,447,336	3,762,430	-	3,762,430
Public works	1,649,309	-	1,649,309	1,636,407	-	1,636,407
Community services	1,040,037	-	1,040,037	859,116	-	859,116
Interest and fees on debt	16,130	-	16,130	26,057	-	26,057
Public utilities	-	3,196,430	3,196,430	-	2,943,319	2,943,319
<b>Total Expenses</b>	<b>8,076,361</b>	<b>3,196,430</b>	<b>11,272,791</b>	<b>7,185,857</b>	<b>2,943,319</b>	<b>10,129,176</b>
<b>Increase (Decrease) in Net Position Before Transfers</b>	613,920	(863,920)	(250,000)	1,056,294	(589,509)	466,785
Transfers	(376,997)	376,997	-	(291,741)	291,741	-
<b>Change in Net Position</b>	236,923	(486,923)	(250,000)	764,553	(297,768)	466,785
Beginning net position	14,753,553	16,792,528	31,546,081	13,989,000	17,090,296	31,079,296
<b>Ending Net Position</b>	<b>\$ 14,990,476</b>	<b>\$ 16,305,605</b>	<b>\$ 31,296,081</b>	<b>\$ 14,753,553</b>	<b>\$ 16,792,528</b>	<b>\$ 31,546,081</b>

The City's net position decreased by \$250,000 during the current fiscal year. Total revenues increased by \$426,830 largely due to increases in charges for services and ad valorem taxes. Charges for services increased largely due to increases in ambulance revenue, recreation programs, and swimming pool revenue. Total expenses increased by \$1,143,615 primarily due to an increase in pension expense related to the TMRS pension plan.

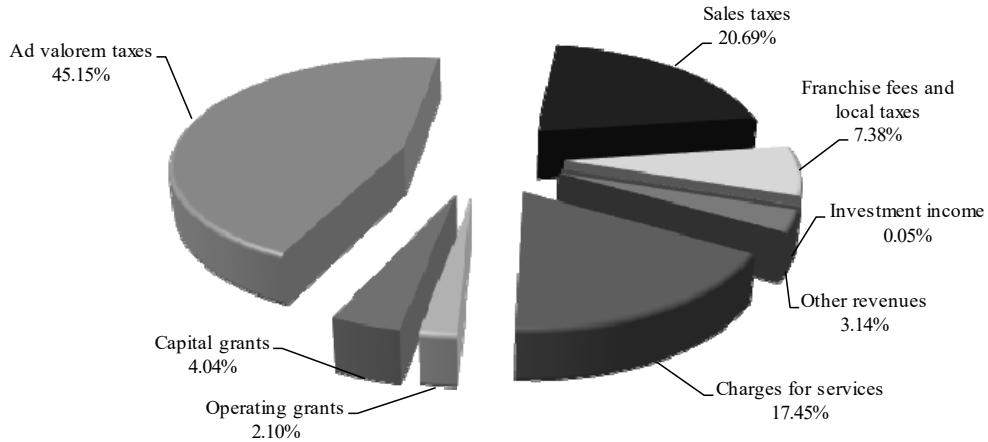
# CITY OF JACINTO CITY, TEXAS

## MANAGEMENT'S DISCUSSION AND ANALYSIS

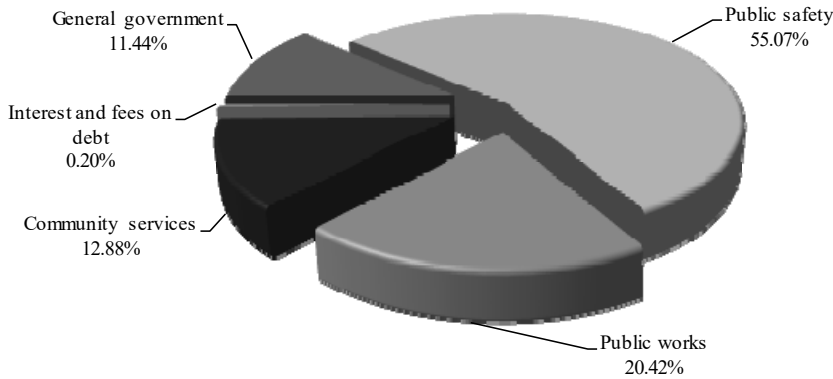
### For the Year Ended September 30, 2021

Graphic presentations of selected data from the summary tables follow to assist in the analysis of the City's activities.

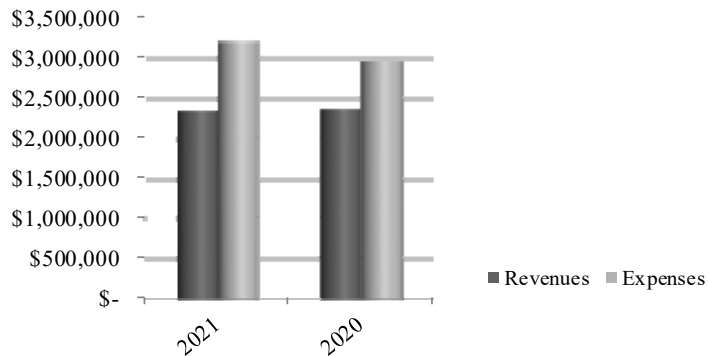
#### GOVERNMENTAL REVENUES



#### GOVERNMENTAL EXPENSES



#### BUSINESS-TYPE ACTIVITIES REVENUES AND EXPENSES



**CITY OF JACINTO CITY, TEXAS**  
**MANAGEMENT'S DISCUSSION AND ANALYSIS**  
**For the Year Ended September 30, 2021**

Revenues for governmental activities were very comparable in total to the prior year, increasing by just five percent. Charges for services saw an increase of approximately 16 percent with increased income in ambulance services, as well as other recreational fees. Ad valorem taxes also experienced an increase largely due to an increase in appraisal values. The increases in charges for services and ad valorem taxes were offset by a corresponding decrease in operating grants as the City was awarded grant funds in the prior year to cover pandemic-related costs. Governmental activity expenses increased by 12 percent mainly due to an increase in pension expense related to the TMRS pension plan.

Overall, business-type activity revenues decreased by \$21,300 when compared to the previous year. This decrease in revenue is a result of less grant funds received for capital improvements than the previous year.

**FINANCIAL ANALYSIS OF THE CITY'S FUNDS**

As noted earlier, fund accounting is used to demonstrate and ensure compliance with finance-related legal requirements.

**Governmental Funds** – The focus of the City's governmental funds is to provide information on near-term inflows, outflows, and balances of spendable resources. Such information is useful in assessing the City's financing requirements. In particular, the unassigned fund balance may serve as a useful measure of the City's net resources available for spending at the end of the fiscal year.

The City's governmental funds reflect a combined fund balance of \$5,584,931. Of this, \$1,629,779 is restricted for various purposes. There was a net increase in the combined fund balance of \$383,519 from the prior year.

The general fund is the chief operating fund of the City. At the end of the current fiscal year, unassigned fund balance of the general fund was \$3,955,152. As a measure of the general fund's liquidity, it may be useful to compare both unassigned and total fund balance to total fund expenditures. Unassigned fund balance represents 53 percent of the total general fund expenditures, while total fund balance represents 64 percent of that same amount.

The fund balance in the general fund increased by \$369,971 for a total of \$4,816,603 at year end. This increase is largely the result of an increase in ad valorem taxes revenue and a decrease in capital outlay in comparison to the prior year.

The fund balance of the debt service fund increased by \$13,548. This increase is attributed to an increase in ad valorem taxes. The ending fund balance of the debt service fund was \$768,328 as of year end.

**Proprietary Fund** – The City's proprietary fund financial statements provide the same type of information found in the government-wide financial statements, but in more detail.

**GENERAL FUND BUDGETARY HIGHLIGHTS**

The City had a total net positive budget variance of \$422,401 for the general fund. Total actual revenues exceeded budgeted revenues by \$36,874. Actual expenditures were \$427,555 less than budgeted expenditures. The greatest positive variance was in public safety.

**CAPITAL ASSETS**

At the end of the year, the City's governmental activities and business-type activities had invested \$28,010,312 in a variety of capital assets and infrastructure (net of accumulated depreciation).

**CITY OF JACINTO CITY, TEXAS**  
**MANAGEMENT'S DISCUSSION AND ANALYSIS**  
**For the Year Ended September 30, 2021**

The significant capital asset acquisitions during the current year included the following:

- Four police vehicles: \$164,847
- Sidewalk and storm drain improvements: \$117,820
- Waterline and wastewater treatment plant rehabilitation (construction in progress): \$383,206

More detailed information about the City's capital assets is presented in note III.C. to the financial statements.

**LONG-TERM DEBT**

At the end of the current year, the City had general obligation debt of \$470,000 and capital leases of \$88,965.

More detailed information about the City's long-term liabilities is presented in note III.D. to the financial statements.

**COVID**

The continued spread of the COVID-19 pandemic has given rise in uncertainties that may have a significant negative impact on the operating activities and results of the City. The occurrence and extent of such impact will depend on future developments, including (i) the duration and spread of the virus, (ii) governmental quarantine measures, (iii) the effects on the financial markets, and (iv) the effects on the overall economy, all of which are uncertain.

**ECONOMIC FACTORS AND NEXT YEAR'S BUDGET**

The City's budgeted expenditures for fiscal year 2022 total \$8,160,132 in the general fund and \$484,400 in the debt service fund. The City Council adopted a 2021 tax rate of \$0.773590 per \$100 valuation.

The City continues to face challenges normal for a city environment and is seeking to provide the best services possible to its residents.

**CONTACTING THE CITY'S FINANCIAL MANAGEMENT**

This financial report is designed to provide a general overview of the finances of the City. Questions concerning this report or requests for additional financial information should be directed to Lon Squyres, City Manager, City of Jacinto City, 1301 Mercury Street, Jacinto City, Texas, 77029.

***BASIC FINANCIAL STATEMENTS***

(This page intentionally left blank.)

# CITY OF JACINTO CITY, TEXAS

## STATEMENT OF NET POSITION

September 30, 2021

	Primary Government			Total
	Governmental Activities	Business-Type Activities	Reconciliation	
<b><u>Assets</u></b>				
Current assets:				
Cash - unrestricted	\$ 5,203,675	\$ 282,154	\$ -	\$ 5,485,829
Investments	1,767,820	327,500	-	2,095,320
Receivables, net	1,418,338	232,910	-	1,651,248
Internal balances	19,906	(19,906)	-	-
Cash - restricted	62,876	-	-	62,876
	8,472,615	822,658	-	9,295,273
Capital assets:				
Nondepreciable	37,084	678,425	-	715,509
Net depreciable capital assets	11,604,619	15,690,184	-	27,294,803
	11,641,703	16,368,609	-	28,010,312
<b>Total Assets</b>	20,114,318	17,191,267	-	37,305,585
<b><u>Deferred Outflows of Resources</u></b>				
Deferred charge on refunding	3,974	-	-	3,974
Deferred outflows - pensions	333,941	57,395	-	391,336
Deferred outflows - OPEB SDBF	43,784	-	-	43,784
<b>Total Deferred Outflows of Resources</b>	381,699	57,395	-	439,094
<b><u>Liabilities</u></b>				
Current liabilities:				
Accounts payable and accrued liabilities	588,855	114,404	-	703,259
Customer deposits	-	244,679	-	244,679
Unearned revenue	1,296,664	-	-	1,296,664
	1,885,519	359,083	-	2,244,602
Noncurrent liabilities:				
Due within one year	612,460	6,457	-	618,917
Due in more than one year	2,689,893	514,310	-	3,204,203
	3,302,353	520,767	-	3,823,120
<b>Total Liabilities</b>	5,187,872	879,850	-	6,067,722
<b><u>Deferred Inflows of Resources</u></b>				
Deferred inflows - pensions	292,178	63,207	-	355,385
Deferred inflows - OPEB SDBF	25,491	-	-	25,491
<b>Total Deferred Inflows of Resources</b>	317,669	63,207	-	380,876
<b><u>Net Position</u></b>				
Net investment in capital assets	11,552,738	16,368,609	(466,026)	27,455,321
Restricted for:				
Child safety	322,199	-	-	322,199
Debt service	768,328	-	-	768,328
Court technology	203,611	-	-	203,611
Municipal court	66,717	-	-	66,717
Police equipment	7,605	-	-	7,605
Governmental programming	261,319	-	-	261,319
Unrestricted	1,807,959	(63,004)	466,026	2,210,981
<b>Total Net Position</b>	\$ 14,990,476	\$ 16,305,605	\$ -	\$ 31,296,081

See Notes to Financial Statements.



# CITY OF JACINTO CITY, TEXAS

## STATEMENT OF ACTIVITIES

For the Year Ended September 30, 2021

Functions/Programs	Expenses	Program Revenues		
		Charges for Services	Operating Grants and Contributions	Capital Grants and Contributions
<b>Primary Government</b>				
<b>Governmental Activities</b>				
General government	\$ 923,549	\$ -	\$ -	\$ -
Public safety	4,447,336	1,016,181	32,669	74,526
Public works	1,649,309	499,966	-	276,613
Community services	1,040,037	-	149,962	-
Interest and fees on debt	16,130	-	-	-
<b>Total Governmental Activities</b>	<b>8,076,361</b>	<b>1,516,147</b>	<b>182,631</b>	<b>351,139</b>
<b>Business-Type Activities</b>				
Public utilities	3,196,430	2,262,221	-	69,940
<b>Total Business-Type Activities</b>	<b>3,196,430</b>	<b>2,262,221</b>	<b>-</b>	<b>69,940</b>
<b>Total Primary Government</b>	<b>\$ 11,272,791</b>	<b>\$ 3,778,368</b>	<b>\$ 182,631</b>	<b>\$ 421,079</b>

**General Revenues:**

- Taxes
  - Ad valorem taxes
  - Sales taxes
  - Franchise fees and local taxes
- Investment income
- Other revenues
- Transfers

**Total General Revenues**  
**Change in Net Position**

Beginning net position

**Ending Net Position**

See Notes to Financial Statements.

**Net (Expense) Revenue and Changes in Net Position**

<b>Primary Government</b>		
<b>Governmental Activities</b>	<b>Business-Type Activities</b>	<b>Total</b>
\$ (923,549)	\$ -	\$ (923,549)
(3,323,960)	-	(3,323,960)
(872,730)	-	(872,730)
(890,075)	-	(890,075)
(16,130)	-	(16,130)
<u>(6,026,444)</u>	<u>-</u>	<u>(6,026,444)</u>
-	(864,269)	(864,269)
-	(864,269)	(864,269)
<u>(6,026,444)</u>	<u>(864,269)</u>	<u>(6,890,713)</u>
3,924,010	-	3,924,010
1,797,840	-	1,797,840
641,289	-	641,289
3,976	349	4,325
273,249	-	273,249
(376,997)	376,997	-
<u>6,263,367</u>	<u>377,346</u>	<u>6,640,713</u>
236,923	(486,923)	(250,000)
14,753,553	16,792,528	31,546,081
<u>\$ 14,990,476</u>	<u>\$ 16,305,605</u>	<u>\$ 31,296,081</u>

(This page intentionally left blank.)

# CITY OF JACINTO CITY, TEXAS

## BALANCE SHEET

### GOVERNMENTAL FUNDS

September 30, 2021

	General	Debt Service	Total Governmental Funds
<b><u>Assets</u></b>			
Cash - unrestricted	\$ 4,431,902	\$ 767,640	\$ 5,199,542
Investments	1,767,820	-	1,767,820
Receivables, net	1,351,622	66,716	1,418,338
Due from other funds	19,938	-	19,938
Cash - restricted	62,876	-	62,876
<b>Total Assets</b>	<b>\$ 7,634,158</b>	<b>\$ 834,356</b>	<b>\$ 8,468,514</b>
<b><u>Liabilities</u></b>			
Accounts payable and accrued liabilities	\$ 583,031	\$ -	\$ 583,031
Due to other funds	-	32	32
Unearned revenue	1,296,664	-	1,296,664
<b>Total Liabilities</b>	<b>1,879,695</b>	<b>32</b>	<b>1,879,727</b>
<b><u>Deferred Inflows of Resources</u></b>			
Unavailable revenue - EMS services	546,533	-	546,533
Unavailable revenue - property taxes	391,327	65,996	457,323
<b>Total Deferred Inflows of Resources</b>	<b>937,860</b>	<b>65,996</b>	<b>1,003,856</b>
<b><u>Fund Balances</u></b>			
Restricted			
Child safety	322,199	-	322,199
Debt service	-	768,328	768,328
Court technology	203,611	-	203,611
Municipal court	66,717	-	66,717
Police equipment	7,605	-	7,605
Governmental programming	261,319	-	261,319
Unassigned	3,955,152	-	3,955,152
<b>Total Fund Balances</b>	<b>4,816,603</b>	<b>768,328</b>	<b>5,584,931</b>
<b>Total Liabilities, Deferred Inflows of Resources, and Fund Balances</b>	<b>\$ 7,634,158</b>	<b>\$ 834,356</b>	<b>\$ 8,468,514</b>

See Notes to Financial Statements.

(This page intentionally left blank.)

**CITY OF JACINTO CITY, TEXAS**  
**RECONCILIATION OF THE GOVERNMENTAL FUNDS BALANCE SHEET**  
**TO THE STATEMENT OF NET POSITION**  
**September 30, 2021**

Total fund balances for the governmental funds	\$ 5,584,931
Adjustments for the Statement of Net Position:	
Capital assets used in governmental activities are not current financial resources and, therefore, not reported in the governmental funds.	
Capital assets - nondepreciable	37,084
Capital assets - net depreciable	11,604,619
Other long-term assets are not available to pay for current period expenditures and, therefore, are deferred in the governmental funds.	
	1,003,856
Long-term liabilities and deferred outflows/inflows are not due and payable in the current period and, therefore, are not reported in the governmental funds.	
Accrued interest payable	(5,824)
Deferred charge on refunding	3,974
Deferred outflows - pensions	333,941
Deferred outflows - OPEB SDBF	43,784
Deferred inflows - pensions	(292,178)
Deferred inflows - OPEB SDBF	(25,491)
Noncurrent liabilities due within one year	(612,460)
Noncurrent liabilities due in more than one year	(2,689,893)
The internal service fund is used by management to charge the costs of certain activities such as employee health benefits. The assets and liabilities of the internal service fund are included in governmental activities in the Statement of Net Position.	
	<u>4,133</u>
<b>Net Position of Governmental Activities</b>	<b>\$ <u><u>14,990,476</u></u></b>

(This page intentionally left blank.)

# CITY OF JACINTO CITY, TEXAS

## STATEMENT OF REVENUES, EXPENDITURES, AND CHANGES IN FUND BALANCES GOVERNMENTAL FUNDS

For the Year Ended September 30, 2021

	General	Debt Service	Total Governmental Funds
<b>Revenues</b>			
Ad valorem taxes	\$ 3,433,641	\$ 485,373	\$ 3,919,014
Sales taxes	1,797,840	-	1,797,840
Franchise fees and local taxes	641,289	-	641,289
Licenses and permits	78,510	-	78,510
Fines and forfeitures	528,894	-	528,894
Charges for services	617,393	-	617,393
Intergovernmental	533,770	-	533,770
Investment income	3,709	267	3,976
Other revenue	262,291	10,958	273,249
<b>Total Revenues</b>	7,897,337	496,598	8,393,935
<b>Expenditures</b>			
Current:			
General government	727,758	-	727,758
Public safety	3,631,901	-	3,631,901
Public works	1,597,577	-	1,597,577
Community services	903,954	-	903,954
Capital outlay	521,460	-	521,460
Debt service:			
Principal	95,315	455,000	550,315
Interest and fiscal charges	7,373	28,050	35,423
<b>Total Expenditures</b>	7,485,338	483,050	7,968,388
<b>Excess of Revenues Over Expenditures</b>	411,999	13,548	425,547
<b>Other Financing Sources (Uses)</b>			
Transfers (out)	(42,028)	-	(42,028)
<b>Total Other Financing (Uses)</b>	(42,028)	-	(42,028)
<b>Net Change in Fund Balances</b>	369,971	13,548	383,519
Beginning fund balances	4,446,632	754,780	5,201,412
<b>Ending Fund Balances</b>	\$ 4,816,603	\$ 768,328	\$ 5,584,931

See Notes to Financial Statements.



(This page intentionally left blank.)

**CITY OF JACINTO CITY, TEXAS**  
**RECONCILIATION OF THE STATEMENT OF REVENUES, EXPENDITURES,**  
**AND CHANGES IN FUND BALANCES OF GOVERNMENTAL FUNDS TO THE**  
**STATEMENT OF ACTIVITIES**  
**For the Year Ended September 30, 2021**

Net changes in fund balances - total governmental funds \$ 383,519

Amounts reported for governmental activities in the Statement of Activities are different because:

Governmental funds report capital outlays as expenditures. However, in the Statement of Activities, the cost of those assets is allocated over their estimated useful lives and reported as depreciation expense.

Capital outlay	353,354
Disposals of capital assets, net	(2,250)
Depreciation expense	(527,323)

Revenues in the Statement of Activities that do not provide current financial resources are not reported as revenues in the funds.

Deferred property tax revenue	4,996
Deferred emergency medical services revenue	291,350

The issuance of long-term debt (e.g., bonds and certificates of obligation) provides current financial resources to governmental funds, while the repayment of the principal of long-term debt consumes the current financial resources of governmental funds. Neither transaction, however, has any effect on net position. Also, governmental funds report the effect of premiums, discounts, and similar items when debt is first issued, whereas these amounts are deferred and amortized in the Statement of Net Position. Pension and other post employment benefits (OPEB) expenses and the amortization of deferred items are recognized at the government-wide level.

Principal expenditures	455,000
Amortization of loss on refunding	(3,974)
Amortization of premium	17,629
Capital lease payments	95,315
Net pension liability	(971,728)
Deferred outflows - pensions	135,150
Deferred inflows - pensions	56,225
Total OPEB liability	(60,866)
Deferred outflows - OPEB SDBF	16,119
Deferred inflows - OPEB SDBF	(8,181)

Some expenses reported in the Statement of Activities do not require the use of current financial resources and, therefore, are not reported as expenditures in governmental funds.

Compensated absences	(2,116)
Accrued interest payable	5,638

The internal service fund is used by management to charge the costs of certain activities, such as employee health benefits, to individual funds. The net revenue of the internal service fund is reported with governmental activities.

(934)

**Change in Net Position of Governmental Activities** \$ 236,923

See Notes to Financial Statements.

(This page intentionally left blank.)

# CITY OF JACINTO CITY, TEXAS

## STATEMENT OF NET POSITION

### PROPRIETARY FUND

September 30, 2021

	Enterprise	Governmental Activities Internal Service
<b><u>Assets</u></b>		
Current assets:		
Cash, unrestricted	\$ 282,154	\$ 4,133
Investments	327,500	-
Receivables, net	232,910	-
<b>Total Current Assets</b>	<b>842,564</b>	<b>4,133</b>
Noncurrent assets		
Capital assets:		
Nondepreciable	678,425	-
Net depreciable capital assets	15,690,184	-
<b>Total Noncurrent Assets</b>	<b>16,368,609</b>	<b>-</b>
<b>Total Assets</b>	<b>17,211,173</b>	<b>4,133</b>
<b><u>Deferred Outflows of Resources</u></b>		
Deferred outflows - pensions	57,395	-
<b>Total Deferred Outflows of Resources</b>	<b>57,395</b>	<b>-</b>
<b><u>Liabilities</u></b>		
Current liabilities:		
Accounts payable and accrued liabilities	114,404	-
Customer deposits	244,679	-
Due to other funds	19,906	-
<b>Total Current Liabilities</b>	<b>378,989</b>	<b>-</b>
Noncurrent liabilities:		
Due within one year	6,457	-
Due in more than one year	514,310	-
<b>Total Noncurrent Liabilities</b>	<b>520,767</b>	<b>-</b>
<b>Total Liabilities</b>	<b>899,756</b>	<b>-</b>
<b><u>Deferred Inflows of Resources</u></b>		
Deferred inflows - pensions	63,207	-
<b>Total Deferred Inflows of Resources</b>	<b>63,207</b>	<b>-</b>
<b><u>Net Position</u></b>		
Net investment in capital assets	16,368,609	-
Unrestricted	(63,004)	4,133
<b>Total Net Position</b>	<b>\$ 16,305,605</b>	<b>\$ 4,133</b>

See Notes to Financial Statements.

(This page intentionally left blank.)

**CITY OF JACINTO CITY, TEXAS**  
**STATEMENT OF REVENUES, EXPENSES, AND CHANGES IN FUND NET POSITION**  
**PROPRIETARY FUND**

For the Year Ended September 30, 2021

	<b>Enterprise</b>	<b>Governmental Activities Internal Service</b>
<b><u>Operating Revenues</u></b>		
Water charges	\$ 1,481,173	\$ -
Sewer charges	694,360	-
Service charges	-	25,000
Other services	86,688	-
<b>Total Operating Revenues</b>	<b>2,262,221</b>	<b>25,000</b>
<b><u>Operating Expenses</u></b>		
Costs of sales and services	1,683,023	25,934
Administration	1,005,167	-
Depreciation	491,597	-
<b>Total Operating Expenses</b>	<b>3,179,787</b>	<b>25,934</b>
<b>Operating Income (Loss)</b>	<b>(917,566)</b>	<b>(934)</b>
<b><u>Nonoperating Revenues (Expenses)</u></b>		
Investment income	349	-
Interest expense	(16,643)	-
Intergovernmental revenue	69,940	-
<b>Total Nonoperating Revenues</b>	<b>53,646</b>	<b>-</b>
<b>(Loss) Before Transfers</b>	<b>(863,920)</b>	<b>(934)</b>
Capital contributions	334,969	-
Transfers (net)	42,028	-
<b>Change in Net Position</b>	<b>(486,923)</b>	<b>(934)</b>
Beginning net position	16,792,528	5,067
<b>Ending Net Position</b>	<b>\$ 16,305,605</b>	<b>\$ 4,133</b>

See Notes to Financial Statements.

# CITY OF JACINTO CITY, TEXAS

## STATEMENT OF CASH FLOWS

### PROPRIETARY FUND (Page 1 of 2)

For the Year Ended September 30, 2021

	Enterprise	Governmental Activities Internal Service
<b><u>Cash Flows from Operating Activities</u></b>		
Receipts from customers	\$ 2,301,369	\$ -
Receipts from interfund charges for services	-	25,000
Payments to suppliers	(1,712,626)	(25,934)
Payments to employees	(862,234)	-
<b>Net Cash (Used) by Operating Activities</b>	<b>(273,491)</b>	<b>(934)</b>
<b><u>Cash Flows from Noncapital Financing Activities</u></b>		
Intergovernmental revenue	69,940	-
Net transfer from and to other funds	42,028	-
<b>Net Cash Provided by Noncapital Financing Activities</b>	<b>111,968</b>	<b>-</b>
<b><u>Cash Flows from Capital and Related Financing Activities</u></b>		
Capital purchases	(70,209)	-
Interest paid on capital debt	(16,643)	-
<b>Net Cash (Used) by Capital and Related Financing Activities</b>	<b>(86,852)</b>	<b>-</b>
<b><u>Cash Flows from Investing Activities</u></b>		
Purchase of investments	(349)	-
Interest on investments	349	-
<b>Net Cash Provided (Used) by Investing Activities</b>	<b>-</b>	<b>-</b>
<b>Net (Decrease) in Cash and Cash Equivalents</b>	<b>(248,375)</b>	<b>(934)</b>
Beginning cash and cash equivalents	530,529	5,067
<b>Ending Cash and Cash Equivalents</b>	<b>\$ 282,154</b>	<b>\$ 4,133</b>

# CITY OF JACINTO CITY, TEXAS

## STATEMENT OF CASH FLOWS

### PROPRIETARY FUND (Page 2 of 2)

For the Year Ended September 30, 2021

	Enterprise	Governmental Activities Internal Service
<b>Reconciliation of Operating Income (Loss) to Net Cash Provided (Used) by Operating Activities</b>		
Operating (loss)	\$ (917,566)	\$ (934)
<b>Adjustments to Reconcile Operating (Loss) to Net Cash (Used) by Operating Activities:</b>		
Depreciation	491,597	-
<b>Changes in Operating Assets and Liabilities:</b>		
<b>(Increase) Decrease in Current Assets:</b>		
Accounts receivable	33,860	-
Deferred outflows - pensions	(17,561)	-
<b>Increase (Decrease) in Current Liabilities:</b>		
Accounts payable and accrued liabilities	(29,603)	-
Customer deposits	5,288	-
Compensated absences	210	-
Net pension liability	163,974	-
Total OPEB liability	5,797	-
Deferred inflows - pensions	(9,487)	-
<b>Net Cash (Used) by Operating Activities</b>	<b>\$ (273,491)</b>	<b>\$ (934)</b>
 Noncash investing, capital, and financing activities:		
Contributions of capital assets	\$ 334,969	\$ -

See Notes to Financial Statements.



(This page intentionally left blank.)

# CITY OF JACINTO CITY, TEXAS

## NOTES TO FINANCIAL STATEMENTS

For the Year Ended September 30, 2021

### I. SUMMARY OF SIGNIFICANT ACCOUNTING POLICIES

#### A. Reporting Entity

The City of Jacinto City, Texas (the “City”) was incorporated under the laws of the State of Texas (the “State”) in 1946. The City has operated under a “Home Rule Charter”, which provides for a “Council-Manager” form of government, since January 17, 1981.

The City Council is the principal legislative body of the City. The City Manager is appointed by a majority vote of the City Council and is responsible to the City Council for the administration of all the affairs of the City. The City Manager is responsible for appointment and removal of department directors and employees, supervision and control of all City departments, and preparation of the annual budget.

The City provides the following services: public safety including police, fire, and emergency medical services; parks; streets; sanitation; water and sewer services; recreation; public improvements; and general administration.

The City is an independent political subdivision of the State governed by an elected council and a mayor and is considered a primary government. As required by generally accepted accounting principles, these basic financial statements have been prepared based on considerations regarding the potential for inclusion of other entities, organizations, or functions as part of the City’s financial reporting entity. No other entities have been included in the City’s reporting entity. Additionally, as the City is considered a primary government for financial reporting purposes, its activities are not considered a part of any other governmental or other type of reporting entity.

Considerations regarding the potential for inclusion of other entities, organizations, or functions in the City’s financial reporting entity are based on criteria prescribed by generally accepted accounting principles. These same criteria are evaluated in considering whether the City is a part of any other governmental or other type of reporting entity. The overriding elements associated with prescribed criteria considered in determining that the City’s financial reporting entity status is that of a primary government are that it has a separately elected governing body, it is legally separate, and it is fiscally independent of other state and local governments. Additionally, prescribed criteria under generally accepted accounting principles include considerations pertaining to organizations for which the primary government is financially accountable, and considerations pertaining to organizations for which the nature and significance of their relationship with the primary government are such that exclusion would cause the reporting entity’s financial statements to be misleading or incomplete.

#### B. Government-Wide Financial Statements

The government-wide financial statements (i.e., the Statement of Net Position and the Statement of Activities) report information on all activities of the primary government. *Governmental activities*, which normally are supported by taxes and intergovernmental revenues, are reported separately from *business-type activities*, which rely to a significant extent on fees and charges to external customers for support.

#### C. Basis of Presentation – Government-Wide Financial Statements

While separate government-wide and fund financial statements are presented, they are interrelated. The governmental activities column incorporates data from governmental funds and an internal

**CITY OF JACINTO CITY, TEXAS**  
**NOTES TO FINANCIAL STATEMENTS (Continued)**  
**For the Year Ended September 30, 2021**

service fund, while business-type activities incorporate data from the City's enterprise fund. Separate financial statements are provided for governmental and proprietary funds.

As a general rule, the effect of interfund activity has been eliminated from the government-wide financial statements. Exceptions to this general rule are payments in lieu of taxes where the amounts are reasonably equivalent in value to the interfund services provided and other charges between the City's water and wastewater functions and various other functions of the City. Elimination of these charges would distort the direct costs and program revenues reported for the various functions concerned.

**D. Basis of Presentation – Fund Financial Statements**

The fund financial statements provide information about the City's funds. Separate statements for each fund category – governmental and proprietary – are presented. The emphasis of fund financial statements is on major governmental and enterprise funds, each displayed in a separate column.

The City reports the following governmental funds:

The *general fund* is used to account for and report all financial resources not accounted for and reported in another fund. The principal sources of revenues include local property taxes, sales taxes, franchise fees, fines and forfeitures, as well as licenses and permits. Expenditures include general government, public safety, public works, and community services. The general fund is always considered a major fund for reporting purposes.

The *debt service fund* is used to account for and report financial resources that are restricted, committed, or assigned to expenditure for principal and interest. The primary source of revenue for debt service is local property taxes. The debt service fund did not meet the technical criteria to be presented as a major fund, however, the City has elected to present it as major due to its significance.

The City reports the following enterprise fund:

The *enterprise fund* is used to account for and report the operations that provide water and sewer services. These services are financed and operated in a manner similar to private business enterprises where the intent of the governing body is that the costs (expenses including depreciation) of providing goods or services to the general public on a continuing basis will be financed or recovered primarily through user charges. The enterprise fund is considered a major fund for reporting purposes.

Additionally, the City reports the following fund type:

The *internal service fund* accounts for services provided to other departments or agencies of the City, or to other governments, on a cost reimbursement basis. This fund includes activity related to an employee health benefits account. The City provides full-time employees with a health reimbursement account for select medical benefit expenses each year.

During the course of operations, the City has activity between funds for various purposes. Any residual balances outstanding at year end are reported as due from/to other funds and advances to/from other funds. While these balances are reported in fund financial statements, certain eliminations are made in the preparation of the government-wide financial statements. Balances

**CITY OF JACINTO CITY, TEXAS**  
**NOTES TO FINANCIAL STATEMENTS (Continued)**  
**For the Year Ended September 30, 2021**

between the funds included in governmental activities (i.e., the governmental and internal service funds) are eliminated so that only the net amount is included as internal balances in the governmental activities column. Similarly, balances between the funds included in business-type activities (i.e., the enterprise fund) are eliminated so that only the net amount is included as internal balances in the business-type activities column.

Further, certain activity occurs during the year involving transfers of resources between funds. In fund financial statements, these amounts are reported at gross amounts as transfers in/out. While reported in fund financial statements, certain eliminations are made in the preparation of the government-wide financial statements. Transfers between the funds included in governmental activities are eliminated so that only the net amount is included as transfers in the governmental activities column. Similarly, balances between the funds included in business-type activities are eliminated so that only the net amount is included as internal balances in the business-type activities column.

**E. Measurement Focus and Basis of Accounting**

The accounting and financial reporting treatment is determined by the applicable measurement focus and basis of accounting. Measurement focus indicates the type of resources being measured such as *current financial resources* or *economic resources*. The basis of accounting indicates the timing of transactions or events for recognition in the financial statements.

The government-wide and proprietary fund financial statements are reported using the *economic resources measurement focus* and the *accrual basis of accounting*. Revenues are recorded when earned and expenses are recorded when a liability is incurred, regardless of the timing of related cash flows. Property taxes are recognized as revenues in the year for which they are levied. Grants and similar items are recognized as revenue as soon as all eligibility requirements imposed by the provider have been met.

The governmental fund financial statements are reported using the *current financial resources measurement focus* and the *modified accrual basis of accounting*. Revenues are recognized as soon as they are both measurable and available. Revenues are considered to be available when they are collectible within the current period or soon enough thereafter to pay liabilities of the current period. For this purpose, the City considers revenues to be available if they are collected within 60 days of the end of the current fiscal period. Expenditures generally are recorded when a liability is incurred, as under accrual accounting. However, debt service expenditures, as well as expenditures related to compensated absences and claims and judgments, are recorded only when payment is due. General capital asset acquisitions are reported as expenditures in governmental funds. Issuance of long-term debt and acquisitions under capital leases are reported as other financing sources.

Property taxes, sales taxes, franchise fees, licenses, and interest associated with the current fiscal period are all considered to be susceptible to accrual and so have been recognized as revenues of the current fiscal period. Entitlements are recorded as revenues when all eligibility requirements are met, including any time requirements, and the amount is received during the period or within the availability period for this revenue source (within 60 days of year end). Expenditure-driven grants are recognized as revenue when the qualifying expenditures have been incurred and all other eligibility requirements have been met, and the amount is received during the period or within the availability period for this revenue source (within 60 days of year end). All other revenue items are considered to be measurable and available only when cash is received by the City.

**CITY OF JACINTO CITY, TEXAS**  
**NOTES TO FINANCIAL STATEMENTS (Continued)**  
**For the Year Ended September 30, 2021**

**F. Assets, Liabilities, Deferred Outflows/Inflows of Resources, and Net Position/Fund Balance**

**1. Cash and Cash Equivalents**

The City's cash and cash equivalents are considered to be cash on hand, demand deposits, and short-term investments with original maturities of three months or less from the date of acquisition. For the purpose of the statement of cash flows, the proprietary fund type considers temporary investments with maturity of three months or less when purchased to be cash equivalents.

**2. Investments**

Investments in nonparticipating interest earning contracts, such as certificates of deposit, are reported at cost.

The City has adopted a written investment policy regarding the investment of its funds as defined in the Public Funds Investment Act, Chapter 2256, Texas Government Code. In summary, the City is authorized to invest in the following:

- Direct obligations of the U.S. government
- Fully collateralized certificates of deposit and money market accounts
- Statewide investment pools and commercial paper

**3. Inventories and Prepaid Items**

The costs of governmental fund type inventories are recorded as expenditures when the related liability is incurred (i.e., the purchase method).

Certain payments to vendors reflecting costs applicable to the future accounting period (prepaid expenditures) are recognized as expenditures when utilized.

**4. Capital Assets**

Capital assets, which include property, plant, equipment, and infrastructure assets (e.g., roads, bridges, sidewalks, and similar items), are reported in the applicable governmental or business-type activities columns in the government-wide financial statements. In accordance with GASB Statement No. 34, infrastructure has been capitalized retroactively. Capital assets are defined by the City as assets with an initial, individual cost of more than \$5,000 and an estimated useful life in excess of five years. Such assets are recorded at historical cost or estimated historical cost if purchased or constructed. Donated capital assets are recorded at acquisition value at the date of donation. Major outlays for capital assets and improvements are capitalized as projects are constructed.

Interest costs incurred in connection with the construction of enterprise fund capital assets are capitalized when the effects of capitalization materially impact the financial statements.

The costs of normal maintenance and repairs that do not add to the value of the asset or materially extend assets' lives are not capitalized.

**CITY OF JACINTO CITY, TEXAS**  
**NOTES TO FINANCIAL STATEMENTS (Continued)**  
**For the Year Ended September 30, 2021**

Property, plant, and equipment of the primary government are depreciated using the straight-line method over the following estimated useful years:

<u>Asset Description</u>	<u>Useful Life</u>
Vehicles	10 to 15 years
Equipment	5 to 25 years
Infrastructure	10 to 60 years
Improvements other than buildings	10 to 25 years
Buildings	10 to 50 years

**5. Deferred Outflows/Inflows of Resources**

In addition to assets, the statement of financial position will sometimes report a separate section for deferred outflows of resources. This separate financial statement element, *deferred outflows of resources*, represents a consumption of net position that applies to a future period(s) and so will *not* be recognized as an outflow of resources (expense/expenditure) until then. In addition to liabilities, the statement of financial position will sometimes report a separate section for deferred inflows of resources. This separate financial statement element, *deferred inflows of resources*, represents an acquisition of net position that applies to a future period(s) and so will *not* be recognized as an inflow of resources (revenue) until that time.

Deferred outflows/inflows of resources are amortized as follows:

- Deferred outflows/inflows from pension/other postemployment benefits (OPEB) activities are amortized over the average of the expected service lives of pension/OPEB plan members, except for the net differences between the projected and actual investment earnings on the pension/OPEB plan assets, which are amortized over a period of five years.
- For employer pension/OPEB plan contributions that were made subsequent to the measurement date through the end of the City’s fiscal year, the amount is deferred and recognized as a reduction to the net pension/OPEB liability during the measurement period in which the contributions were made.
- A deferred charge on refunding results from the difference in the carrying value of refunded debt and its reacquisition price. This amount is deferred and amortized over the shorter of the life of the refunded or refunding debt.

At the fund level, the City has only one type of item, which arises only under a modified accrual basis of accounting, that qualifies for reporting in this category. Accordingly, the item, *unavailable revenue*, is reported only in the governmental funds balance sheet. The governmental funds report unavailable revenues from property taxes and emergency medical services revenue. These amounts are deferred and recognized as inflows of resources in the period that the amounts become available.

**6. Compensated Employee Absences**

Employees earn vacation time based on years of service with the City, up to a maximum of 25 days per year. Employees must take vacation time during the year it is earned.

Sick leave accrues on the basis of one day per month of employment. Employees are granted sick pay only for actual sick time. Effective January 1, 1992, employees are no longer paid for unused sick time upon termination. However, employees who have unused sick time that accumulated prior to January 1, 1992 may be paid for any of this unused sick time when their employment with the

**CITY OF JACINTO CITY, TEXAS**  
**NOTES TO FINANCIAL STATEMENTS (Continued)**  
**For the Year Ended September 30, 2021**

City terminates. The estimated amount that will be paid as compensation for services provided is recorded as a liability in the Statement of Net Position. All eligible time is accrued when incurred in the government-wide and proprietary fund financial statements.

**7. Long-Term Obligations**

In government-wide financial statements and proprietary fund types in the fund financial statements, long-term debt and other long-term obligations are reported as liabilities in the applicable governmental activities, business-type activities, or proprietary fund type Statement of Net Position. Bond premiums and discounts are deferred and amortized over the life of the bonds using the straight-line method, if material. Bonds payable are reported net of applicable bond premium or discount.

In the fund financial statements, governmental fund types recognize bond premiums and discounts, as well as issuance costs, during the current period. The face amount of debt issued is reported as other financing sources. Premiums received on debt issuances are reported as other financing sources while discounts on debt issuances are reported as other financing uses. Issuance costs, whether or not withheld from the actual debt proceeds received, are reported as debt service expenditures.

The property tax rate is allocated each year between the general and debt service funds. The full amount estimated to be required for debt service on general obligation debt is provided by the tax along with the interest earned in the debt service fund. Although a portion of the general obligation debt was directly related to the purchase of water and sewer infrastructure, the debt service expenditures are included in the governmental fund financial statements as they are expected to be paid from debt service tax revenues instead of water system revenues.

Assets acquired under the terms of a capital lease are recorded as liabilities and capitalized in the government-wide financial statements at the present value of net minimum lease payments at inception of the lease. In the year of acquisition, capital lease transactions are recorded as other financing sources and as capital outlay expenditures in the applicable fund. Lease payments representing both principal and interest are recorded as expenditures in the general fund upon payment with an appropriate reduction of principal recorded in the government-wide financial statements.

**8. Net Position Flow Assumption**

Sometimes the City will fund outlays for a particular purpose from both restricted (e.g., restricted bond or grant proceeds) and unrestricted resources. In order to calculate the amounts to report as restricted net position and unrestricted net position in the government-wide and proprietary fund financial statements, a flow assumption must be made about the order in which the resources are considered to be applied. It is the City's policy to consider restricted net position to have been depleted before unrestricted net position is applied.

**9. Fund Balance Flow Assumptions**

Sometimes the City will fund outlays for a particular purpose from both restricted and unrestricted resources (the total of committed, assigned, and unassigned fund balance). In order to calculate the amounts to report as restricted, committed, assigned, and unassigned fund balance in the governmental fund financial statements, a flow assumption must be made about the order in which the resources are considered to be applied. It is the City's policy to consider restricted fund balance

**CITY OF JACINTO CITY, TEXAS**  
**NOTES TO FINANCIAL STATEMENTS (Continued)**  
**For the Year Ended September 30, 2021**

to have been depleted before using any of the components of unrestricted fund balance. Further, when the components of unrestricted fund balance can be used for the same purpose, committed fund balance is depleted first, followed by assigned fund balance. Unassigned fund balance is applied last.

**10. Fund Balance Policies**

Fund balances of governmental funds are reported in various categories based on the nature of any limitations requiring the use of resources for specific purposes. The City itself can establish limitations on the use of resources through either a commitment (committed fund balance) or an assignment (assigned fund balance).

Amounts that cannot be spent because they are either not in spendable form or legally or contractually required to be maintained intact are classified as nonspendable fund balance. Amounts that are externally imposed by creditors, grantors, contributors, or laws or regulations of other governments or imposed by law through constitutional provisions are classified as restricted.

The committed fund balance classification includes amounts that can be used only for the specific purposes determined by a formal action of the City's highest level of decision-making authority. The City Council is the highest level of decision-making authority for the City that can, by adoption of a resolution prior to the end of the fiscal year, commit fund balance. Once adopted, the limitation imposed by the resolution remains in place until a similar action is taken (the adoption of another resolution) to remove or revise the limitation.

Amounts in the assigned fund balance classification are intended to be used by the City for specific purposes but do not meet the criteria to be classified as committed. The City Council may also assign fund balance as it does when appropriating fund balance to cover a gap between estimated revenue and appropriations in the subsequent year's appropriated budget. Unlike commitments, assignments generally only exist temporarily. In other words, an additional action does not normally have to be taken for the removal of an assignment. Conversely, as discussed above, an additional action is essential to either remove or revise a commitment.

**11. Estimates**

The preparation of financial statements, in conformity with generally accepted accounting principles, requires management to make estimates and assumptions that affect the reported amounts of assets, liabilities, and disclosure of contingent assets and liabilities at the date of the financial statements and the reported amounts of revenues and expenditures/expenses during the reporting period. Actual results could differ from those estimates.

**12. Pensions**

For the purposes of measuring the net pension liability, deferred outflows of resources and deferred inflows of resources related to pensions, and pension expense, information about the fiduciary net position of the Texas Municipal Retirement System (TMRS) and additions to/deductions from TMRS's fiduciary net position have been determined on the same basis as they are reported by TMRS. For this purpose, plan contributions are recognized in the period that compensation is reported for the employee, which is when contributions are legally due. Benefit payments and refunds are recognized when due and payable in accordance with the benefit terms. Investments are reported at fair value.



**CITY OF JACINTO CITY, TEXAS**  
**NOTES TO FINANCIAL STATEMENTS (Continued)**  
**For the Year Ended September 30, 2021**

**13. Other Postemployment Benefits**

The City participates in a single-employer, unfunded, defined benefit group-term life insurance plan operated by TMRS known as the Supplemental Death Benefits Fund (SDBF). The City elected, by ordinance, to provide group-term life insurance coverage to both current and retired employees. The funding policy for the SDBF program is to assure that adequate resources are available to meet all death benefit payments for the upcoming year. Benefit payments are treated as being equal to the employer's yearly contributions for retirees. Benefit payments and refunds are due and payable in accordance with the benefit terms. Information about the City's total OPEB liability, deferred outflows of resources, deferred inflows of resources, and OPEB expense is provided by TMRS from reports prepared by their consulting actuary.

The City also provides medical benefits to eligible retirees through a single-employer defined benefit plan. This plan is an unfunded, pay-as-you-go plan. Information about the City's OPEB liability, deferred outflows of resources, deferred inflows of resources, and OPEB expense is provided by the City's consulting actuary.

**G. Revenues and Expenditures/Expenses**

**1. Program Revenues**

Amounts reported as *program revenues* include 1) charges to customers or applicants who purchase, use, or directly benefit from goods, services, or privileges provided by a given function or segment and 2) grants and contributions (including special assessments) that are restricted to meeting the operational or capital requirements of a particular function or segment. All taxes, including those dedicated for specific purposes, and other internally dedicated resources are reported as general revenues rather than as program revenues.

**2. Property Taxes**

Property taxes are levied during September of each year, are due upon receipt of the City's tax bill, and become delinquent on February 1 of the following year. The City's tax lien exists from January 1 (the assessment date) each year until the taxes are paid. The penalties and interest accumulate on the unpaid accounts until July 1, at which time the delinquent accounts are turned over to the tax attorney for legal action. The interest continues to accumulate on the account at one percent per month, but the penalty remains at a maximum of 12 percent until paid.

A penalty of six percent and interest of one percent are added to delinquent taxes on February 1. The penalty amount increases to a maximum of 12 percent on July 1 of each year, with interest continuing to increase at one percent per month until the account is paid. An additional penalty of 20 percent is added in July for attorney costs. There are no discounts allowed on taxes.

**3. Proprietary Funds Operating and Nonoperating Revenues and Expenses**

Proprietary funds distinguish operating revenues and expenses from nonoperating items. Operating revenues and expenses generally result from providing services and producing and delivering goods in connection with a proprietary fund's principal ongoing operations. The principal operating revenues of the enterprise fund and internal service fund are charges to customers for sales and services. The enterprise fund also recognizes as operating revenue the portion of tap fees intended to recover the cost of connecting new customers to the system. Operating expenses for the enterprise

**CITY OF JACINTO CITY, TEXAS**  
**NOTES TO FINANCIAL STATEMENTS (Continued)**  
**For the Year Ended September 30, 2021**

fund and internal service fund include the cost of sales and services, administrative expenses, and depreciation on capital assets. All revenues and expenses not meeting this definition are reported as nonoperating revenues and expenses.

**II. STEWARDSHIP, COMPLIANCE, AND ACCOUNTABILITY**

Annual budgets are adopted on a basis consistent with generally accepted accounting principles. The original budget is adopted by the City Council prior to the beginning of the fiscal year. The legal level of control as defined by the charter is the department in the approved budget. The City Manager may transfer appropriations within a department without seeking the approval of City Council. Appropriations lapse at the end of the year. Supplemental budget appropriations were made during the year.

**A. Expenditures in Excess of Appropriations**

For the year ended September 30, 2021, expenditures exceeded appropriations at the legal level of control as follows:

General fund:	
Capital outlay	\$ 135,705
Debt service principal	<u>8,188</u>
<b>Total</b>	<b><u>\$ 143,893</u></b>

**III. DETAILED NOTES ON ALL FUNDS**

**A. Deposits and Investments**

Cash and temporary investments include petty cash on hand in various departments, certificates of deposit, and demand deposit accounts. As of year end, the City had the following investments:

<u>Investment Type</u>	<u>Value</u>	<u>Weighted Average Maturity (Years)</u>
Certificates of deposit	<u>\$ 2,095,320</u>	0.02

*Interest rate risk.* In accordance with its investment policy, the City manages its exposure to declines in fair values by limiting the weighted average maturity of its investment portfolio to 180 days or less.

*Credit risk.* State law and the City’s investment policy limit investments to obligations of states, agencies, counties, cities, and other political subdivisions of any state rated as to investment quality by a nationally recognized investment rating firm not less than “A” or its equivalent.

*Concentration of credit risk.* With the exception of U.S. Treasury securities and authorized pools, the City’s investment policy does not allow for an investment in any one issuer that is in excess of 50 percent of the portfolio’s total investments.

*Custodial credit risk – deposits.* In the case of deposits, this is the risk that in the event of a bank failure, the City’s deposits may not be returned to it. The City’s investment policy requires funds on deposit at the depository bank to be collateralized by securities with a collective market value of at least 102 percent. As of September 30, 2021, market values of pledged securities and FDIC insurance exceeded bank balances.

**CITY OF JACINTO CITY, TEXAS**  
**NOTES TO FINANCIAL STATEMENTS (Continued)**  
**For the Year Ended September 30, 2021**

*Custodial credit risk – investments.* For an investment, this is the risk that, in the event of the failure of the counterparty, the City will not be able to recover the value of its investments or collateral securities that are in the possession of an outside party. The City’s investment policy requires that it will seek to safekeeping securities at financial institutions, avoiding physical possession. Further, all trades, where applicable, are executed by delivery versus payment to ensure that securities are deposited in the City’s safekeeping account prior to the release of funds.

**B. Receivables**

The following comprise receivable balances at year end:

	<u>General</u>	<u>Debt Service</u>	<u>Enterprise</u>	<u>Total</u>
Accounts	\$ 1,821,776	\$ -	\$ 545,596	\$ 2,367,372
Ad valorem	397,634	68,516	-	466,150
Sales taxes	323,794	-	-	323,794
Other	98,285	720	8,896	107,901
Less allowance	(1,289,867)	(2,520)	(321,582)	(1,613,969)
<b>Totals</b>	<u>\$ 1,351,622</u>	<u>\$ 66,716</u>	<u>\$ 232,910</u>	<u>\$ 1,651,248</u>

**CITY OF JACINTO CITY, TEXAS**  
**NOTES TO FINANCIAL STATEMENTS (Continued)**  
For the Year Ended September 30, 2021

**C. Capital Assets**

A summary of changes in capital assets for the year end is as follows:

	Primary Government			Ending Balance
	Beginning Balance	Increases	Decreases/ Reclassifications	
<b>Governmental Activities:</b>				
Capital assets, not being depreciated:				
Land	\$ 37,084	\$ -	\$ -	\$ 37,084
Construction in progress	3,975,858	-	(3,975,858)	-
Total capital assets, not being depreciated	<u>4,012,942</u>	<u>-</u>	<u>(3,975,858)</u>	<u>37,084</u>
Capital assets, being depreciated:				
Buildings	9,253,884	3,938,697	-	13,192,581
Improvements other than buildings	641,701	117,820	-	759,521
Infrastructure	2,822,024	-	-	2,822,024
Equipment	1,655,938	107,848	(12,361)	1,751,425
Vehicles	2,850,325	164,847	(248,090)	2,767,082
Total capital assets being depreciated	<u>17,223,872</u>	<u>4,329,212</u>	<u>(260,451)</u>	<u>21,292,633</u>
Less accumulated depreciation for:				
Buildings	(3,640,171)	(305,366)	-	(3,945,537)
Improvements other than buildings	(504,797)	(23,059)	-	(527,856)
Infrastructure	(2,025,121)	(24,664)	-	(2,049,785)
Equipment	(1,225,380)	(61,654)	12,361	(1,274,673)
Vehicles	(2,023,423)	(112,580)	245,840	(1,890,163)
Total accumulated depreciation	<u>(9,418,892)</u>	<u>(527,323)</u>	<u>258,201</u>	<u>(9,688,014)</u>
Total capital assets, being depreciated, net	<u>7,804,980</u>	<u>3,801,889</u>	<u>-</u>	<u>11,604,619</u>
<b>Governmental Activities Capital Assets, Net</b>	<u>\$ 11,817,922</u>	<u>\$ 3,801,889</u>	<u>\$ (3,978,108)</u>	<u>11,641,703</u>
			<b>Less associated debt</b>	<b>(88,965)</b>
			<b>Net Investment in Capital Assets</b>	<u><u>\$ 11,552,738</u></u>

Depreciation was charged to governmental functions as follows:

General government	\$ 128,025
Public safety	245,141
Public works	87,830
Community services	66,327
<b>Total Governmental Activities Depreciation Expense</b>	<u><u>\$ 527,323</u></u>

**CITY OF JACINTO CITY, TEXAS**  
**NOTES TO FINANCIAL STATEMENTS (Continued)**  
**For the Year Ended September 30, 2021**

The following is a summary of changes in capital assets for business-type activities for the year end:

	<u>Beginning Balance</u>	<u>Increases</u>	<u>Decreases</u>	<u>Ending Balance</u>
<b>Business-Type Activities:</b>				
Capital assets, not being depreciated:				
Land	\$ 7,953	\$ -	\$ -	\$ 7,953
Construction in progress	287,266	383,206	-	670,472
Total capital assets, not being depreciated	<u>295,219</u>	<u>383,206</u>	<u>-</u>	<u>678,425</u>
Capital assets, being depreciated:				
Infrastructure	23,701,154	21,972	-	23,723,126
Equipment	195,313	-	(8,184)	187,129
Vehicles	279,105	-	-	279,105
Total capital assets being depreciated	<u>24,175,572</u>	<u>21,972</u>	<u>(8,184)</u>	<u>24,189,360</u>
Less accumulated depreciation for:				
Infrastructure	(7,622,116)	(479,134)	-	(8,101,250)
Equipment	(153,106)	(2,638)	8,184	(147,560)
Vehicles	(240,541)	(9,825)	-	(250,366)
Total accumulated depreciation	<u>(8,015,763)</u>	<u>(491,597)</u>	<u>8,184</u>	<u>(8,499,176)</u>
Total capital assets, being depreciated, net	<u>16,159,809</u>	<u>(408,112)</u>	<u>-</u>	<u>15,690,184</u>
<b>Business-Type Activities Capital Assets, Net</b>	<u><u>\$ 16,455,028</u></u>	<u><u>\$ (24,906)</u></u>	<u><u>\$ -</u></u>	<u><u>\$ 16,368,609</u></u>

**CITY OF JACINTO CITY, TEXAS**  
**NOTES TO FINANCIAL STATEMENTS (Continued)**  
For the Year Ended September 30, 2021

**D. Long-Term Debt**

The following is a summary of changes in the City's total long-term liabilities for the year end. In general, the City uses the general and debt service funds to liquidate governmental long-term liabilities.

<b>Governmental Activities:</b>	<b>Beginning Balance</b>	<b>Additions</b>	<b>Reductions</b>	<b>Ending Balance</b>	<b>Due Within One Year</b>
General obligation bonds	\$ 925,000	\$ -	\$ 455,000	\$ 470,000	\$ 470,000
Capital leases	184,280	-	95,315	88,965	* 88,965
Compensated absences	57,323	2,116	-	59,439	53,495
Net pension liability	361,422	971,728	-	1,333,150	-
Total OPEB liability					
SDBF	170,914	27,821	-	198,735	-
Health	1,101,390	33,045	-	1,134,435	-
Premium on debt	35,258	-	17,629	17,629	-
<b>Total Governmental Activities</b>	<b>\$ 2,835,587</b>	<b>\$ 1,034,710</b>	<b>\$ 567,944</b>	<b>\$ 3,302,353</b>	<b>\$ 612,460</b>
				<b>Long-term liabilities due in more than one year</b>	<b>\$ 2,689,893</b>
				<b>* Debt associated with capital assets</b>	<b>\$ 88,965</b>
<b>Business-Type Activities:</b>	<b>Beginning Balance</b>	<b>Additions</b>	<b>Reductions</b>	<b>Ending Balance</b>	<b>Due Within One Year</b>
Compensated absences	\$ 6,964	\$ 210	\$ -	\$ 7,174	\$ 6,457
Net pension liability	161,031	163,974	-	325,005	-
Total OPEB liability-health	182,791	5,797	-	188,588	-
<b>Total Business-Type Activities</b>	<b>\$ 350,786</b>	<b>\$ 169,981</b>	<b>\$ -</b>	<b>\$ 520,767</b>	<b>\$ 6,457</b>
				<b>Long-term liabilities due in more than one year</b>	<b>\$ 514,310</b>

Long-term liabilities applicable to the City's governmental activities are not due and payable in the current period and, accordingly, are not reported as fund liabilities in the governmental funds. Interest on long-term debt is not accrued in governmental funds, but rather is recognized as an expenditure when due.

**CITY OF JACINTO CITY, TEXAS**  
**NOTES TO FINANCIAL STATEMENTS (Continued)**  
**For the Year Ended September 30, 2021**

General obligation debt and capital leases at year end were comprised of the following debt issues:

Description	Interst Rates	Balance
<b>Governmental Activities</b>		
General obligation debt:		
Refunding, Series 2013	2.00-3.00%	\$ 470,000
Capital leases	6.00-6.50%	88,965
<b>Total Governmental Activities</b>		<b>\$ 558,965</b>

The annual requirements to amortize general obligation debt outstanding at year end were as follows:

Fiscal Year Ending Sept. 30	General Obligation Debt	
	Principal	Interest
	2022	\$ 470,000
<b>Total</b>	<b>\$ 470,000</b>	<b>\$ 14,100</b>

The City is not obligated in any manner for special assessment debt.

Future minimum payments to retire capital lease obligations for governmental activities are as follows:

Fiscal Year Ending Sept. 30	Governmental Activities	
	Principal	Interest
	2022	\$ 88,965
<b>Total</b>	<b>\$ 88,965</b>	<b>\$ 3,461</b>

The assets acquired through capital leases are as follows:

Asset	Amount
Vehicles	\$ 845,831
Less: accumulated depreciation	(489,332)
<b>Total</b>	<b>\$ 356,499</b>

**Federal Arbitrage**

The Tax Reform Act of 1986 instituted certain arbitrage restrictions consisting of complex regulations with respect to issuance of tax-exempt bonds after August 31, 1986. Arbitrage regulations deal with the investment of tax-exempt bond proceeds at an interest yield greater than the interest yield paid to bondholders. Generally, all interest paid to bondholders can be retroactively rendered taxable if applicable rebates are not reported and paid to the Internal Revenue Service (IRS) at least every five years for applicable bond issues. Accordingly, there is the risk that if such calculations are not performed, or not performed correctly, they could result in a substantial liability to the City. Although the City does not anticipate that it will have any arbitrage liability, it periodically engages an arbitrage consultant to perform the calculations in accordance with IRS rules and regulations.

**CITY OF JACINTO CITY, TEXAS**  
**NOTES TO FINANCIAL STATEMENTS (Continued)**  
For the Year Ended September 30, 2021

**E. Interfund Transactions**

The compositions of interfund balances as of year end were as follows:

Receivable Fund	Payable Fund	Amounts
General fund	Enterprise fund	\$ 19,906
General fund	Debt service	32
		\$ 19,938

Amounts recorded as due to/from are considered to be temporary loans and will be repaid during the following year.

Transfers between the primary government funds during the year were as follows:

Transfer In	Transfer Out	Amounts
Enterprise fund	General fund	\$ 42,028
		\$ 42,028

The general fund made transfers to the enterprise fund to provide financing for miscellaneous capital projects.

**IV. OTHER INFORMATION**

**A. Risk Management**

The City is exposed to various risks of loss related to torts; theft of, damage to, and destruction of assets; errors and omissions; and natural disasters for which the City participates along with 2,617 other entities in the Texas Municipal League’s Intergovernmental Risk Pool (the “Pool”). The Pool purchases commercial insurance at a group rate for participants in the Pool. The City has no additional risk or responsibility to the Pool, outside of the payment of insurance premiums. The City has not significantly reduced insurance coverage or had settlements which exceeded coverage amounts for the past three fiscal years.

**B. Contingent Liabilities**

Amounts received or receivable from granting agencies are subject to audit and adjustment by grantor agencies, principally the federal government. Any disallowed claims, including amounts already collected, may constitute a liability of the applicable funds. The amount of expenditures that may be disallowed by the grantor cannot be determined at this time, although the City expects such amounts, if any, to be immaterial.

The City is a defendant in a lawsuit. Although the outcome of this lawsuit is not presently determinable, it is the opinion of the City’s management that resolution of this matter will not have a material adverse effect on the financial condition of the City.



**CITY OF JACINTO CITY, TEXAS**  
**NOTES TO FINANCIAL STATEMENTS (Continued)**  
**For the Year Ended September 30, 2021**

Liabilities are reported when it is probable that a loss has occurred and the amount of the loss can be reasonably estimated. Liabilities include an amount for claims that have been incurred but not reported. Claim liabilities are calculated considering the effects of inflation, recent claim settlement trends including frequency and amount of payouts, and other economic and social factors. No claim liabilities are reported at year end.

**C. Pension Plan**

**Texas Municipal Retirement System**

Plan Description

The City participates as one of 895 plans in the defined benefit cash-balance plan administered by TMRS. TMRS is a statewide public retirement plan created by the State and administered in accordance with the TMRS Act, Subtitle G, Title 8, Texas Government Code (the “TMRS Act”) as an agent multiple-employer retirement system for employees of Texas participating cities. The TMRS Act places the general administration and management of TMRS with a six-member, Governor-appointed Board of Trustees; however, TMRS is not fiscally dependent on the State. TMRS issues a publicly available Annual Comprehensive Financial Report that can be obtained at [www.tmr.com](http://www.tmr.com).

All eligible employees of the City are required to participate in TMRS.

Benefits Provided

TMRS provides retirement, disability, and death benefits. Benefit provisions are adopted by the governing body of the City, within the options available in the state statutes governing TMRS.

At retirement, the benefit is calculated as if the sum of the employee’s contributions, with interest, and the City-financed monetary credits, with interest, were used to purchase an annuity. Members may choose to receive their retirement benefit in one of seven payment options. Members may also choose to receive a portion of their benefit as a partial lump sum distribution in an amount equal to 12, 24, or 36 monthly payments, which cannot exceed 75 percent of the member’s deposits and interest.

The plan provisions are adopted by the governing body of the City, within the options available in the state statutes governing TMRS. Plan provisions for the City were as follows:

	<u>2021</u>	<u>2020</u>
Employee deposit rate	5.00%	5.00%
Matching ratio (City to employee)	1.5 to 1	1.5 to 1
Years required for vesting	5	5
Service requirement eligibility (expressed as age/yrs of service)	60/5, 0/20	60/5, 0/20
Updated service credit	100% Repeating, Transfers	100% Repeating, Transfers
Annuity increase (to retirees)	70% of CPI Repeating	70% of CPI Repeating

**CITY OF JACINTO CITY, TEXAS**  
**NOTES TO FINANCIAL STATEMENTS (Continued)**  
**For the Year Ended September 30, 2021**

Employees Covered by Benefit Terms

At the December 31, 2020 valuation and measurement date, the following employees were covered by the benefit terms:

Inactive employees or beneficiaries currently receiving benefits	27
Inactive employees entitled to, but not yet receiving, benefits	40
Active employees	74
<b>Total</b>	<b>141</b>

Contributions

The contribution rates for employees in TMRS are either five percent, six percent, or seven percent of employee gross earnings, and the City-matching percentages are either 100 percent, 150 percent, or 200 percent, both as adopted by the governing body of the City. Under the state law governing TMRS, the contribution rate for each city is determined annually by the actuary using the Entry Age Normal (EAN) actuarial cost method. The City’s contribution rate is based on the liabilities created from the benefit plan options selected by the City and any changes in benefits or actual experience over time.

Employees for the City were required to contribute five percent of their annual gross earnings during the fiscal year. The contribution rates for the City were 7.97 percent and 11.80 percent in calendar years 2020 and 2021, respectively. The City’s contributions to TMRS for the fiscal year ended September 30, 2021 were \$360,432, which were equal to the required contributions.

Net Pension Liability

The City’s Net Pension Liability (NPL) was measured as of December 31, 2020 and the Total Pension Liability (TPL) used to calculate the NPL was determined by an actuarial valuation as of that date.

Actuarial Assumptions

The TPL in the December 31, 2020 actuarial valuation was determined using the following actuarial assumptions:

Inflation	2.50% per year
Overall payroll growth	2.75% per year
Investment rate of return	6.75%, net of pension plan investment expense, including inflation

Salary increases were based on a service-related table. Mortality rates for active members are based on the PUB(10) mortality tables with the Public Safety table used for males and the General Employee table used for females. Mortality rates for healthy retirees and beneficiaries are based on the Gender-Distinct 2019 Municipal Retirees of Texas mortality tables. The rates for active members, healthy retirees, and beneficiaries are projected on a fully generational basis by Scale UMP to account for future mortality improvements. For disabled annuitants, the same mortality tables for healthy retirees are used with a four-year set-forward for males and a three-year set-forward for females. In addition, a 3.5 percent and 3.0 percent minimum mortality rate is applied for males and females, respectively, to reflect the impairment for younger members who become disabled. The rates are projected on a fully generational basis by Scale UMP to account for future mortality improvements subject to the floor.

**CITY OF JACINTO CITY, TEXAS**  
**NOTES TO FINANCIAL STATEMENTS (Continued)**  
**For the Year Ended September 30, 2021**

The actuarial assumptions were developed primarily from the actuarial investigation of the experience of TMRS over the four-year period from December 31, 2014 to December 31, 2018. They were adopted in 2019 and first used in the December 31, 2019 actuarial valuation. The postretirement mortality assumption for annuity purchase rates is based on the Mortality Experience Investigation Study covering 2009 through 2011 and dated December 31, 2013. Plan assets are managed on a total return basis with an emphasis on both capital appreciation, as well as the production of income, in order to satisfy the short-term and long-term funding needs of TMRS.

The long-term expected rate of return on pension plan investments was determined using a building-block method in which best estimate ranges of expected future real rates of return (expected returns, net of pension plan investment expense and inflation) are developed for each major asset class. These ranges are combined to produce the long-term expected rate of return by weighting the expected future real rates of return by the target asset allocation percentage and by adding expected inflation. In determining their best estimate of a recommended investment return assumption under the various alternative asset allocation portfolios, the actuary focused on the area between (1) arithmetic mean (aggressive) without an adjustment for time (conservative) and (2) the geometric mean (conservative) with an adjustment for time (aggressive). The target allocation and best estimates of real rates of return for each major asset class are summarized in the following table:

<u>Asset Class</u>	<u>Target Allocation</u>	<u>Long-Term Expected Real Rate of Return (Arithmetic)</u>
Global Equity	30.0%	5.30%
Core Fixed Income	10.0%	1.25%
Non-Core Fixed Income	20.0%	4.14%
Real Return	10.0%	3.85%
Real Estate	10.0%	4.00%
Absolute Return	10.0%	3.48%
Private Equity	10.0%	7.75%
<b>Total</b>	<b>100.00%</b>	

Discount Rate

The discount rate used to measure the TPL was 6.75%. The projection of cash flows used to determine the discount rate assumed that employee and employer contributions will be made at the rates specified in statute. Based on that assumption, TMRS's fiduciary net position was projected to be available to make all projected future benefit payments of current active and inactive employees. Therefore, the long-term expected rate of return on pension plan investments was applied to all periods of projected benefit payments to determine the TPL.

**CITY OF JACINTO CITY, TEXAS**  
**NOTES TO FINANCIAL STATEMENTS (Continued)**  
For the Year Ended September 30, 2021

Changes in the NPL

	Increase (Decrease)		
	Total Pension Liability	Plan Fiduciary Net Position	Net Pension Liability
	(A)	(B)	(A) - (B)
Changes for the year:			
Service cost	\$ 408,208	\$ -	\$ 408,208
Interest	752,902	-	752,902
Changes in current period benefits	1,015,982	-	1,015,982
Difference between expected and actual experience	130,816	-	130,816
Changes in assumptions	-	-	-
Contributions - employer	-	277,832	(277,832)
Contributions - employee	-	174,299	(174,299)
Net investment income	-	724,949	(724,949)
Benefit payments, including refunds of employee contributions	(279,133)	(279,133)	-
Administrative expense	-	(4,691)	4,691
Other changes	-	(183)	183
<b>Net Changes</b>	<b>2,028,775</b>	<b>893,073</b>	<b>1,135,702</b>
Balance at December 31, 2019	10,073,586	9,551,133	522,453
<b>Balance at December 31, 2020</b>	<b>\$ 12,102,361</b>	<b>\$ 10,444,206</b>	<b>\$ 1,658,155</b>

Sensitivity of the NPL to Changes in the Discount Rate

The following presents the NPL of the City, calculated using the discount rate of 6.75%, as well as what the City's NPL would be if it were calculated using a discount rate that is one percentage point lower (5.75%) or one percentage point higher (7.75%) than the current rate:

	1% Decrease in Discount Rate (5.75%)	Discount Rate (6.75%)	1% Increase in Discount Rate (7.75%)
City's Net Pension Liability	\$ 3,246,559	\$ 1,658,155	\$ 347,707

Pension Plan Fiduciary Net Position

Detailed information about the TMRS's fiduciary net position is available in a separately-issued TMRS financial report. That report may be obtained on the Internet at [www.tmrs.com](http://www.tmrs.com).

Pension Expense and Deferred Outflows/Deferred Inflows of Resources Related to Pensions

For the fiscal year ended September 30, 2021, the City recognized pension expense of \$1,277,710.

**CITY OF JACINTO CITY, TEXAS**  
**NOTES TO FINANCIAL STATEMENTS (Continued)**  
**For the Year Ended September 30, 2021**

At September 30, 2021, the City reported deferred outflows of resources and deferred inflows of resources related to pensions from the following sources:

	<b>Deferred Outflows of Resources</b>	<b>Deferred Inflows of Resources</b>
Differences between expected and actual economic experience	\$ 105,917	\$ 73,976
Changes in actuarial assumptions	-	10,330
Difference between projected and actual investment earnings	-	271,079
Contributions subsequent to the measurement date	285,419	-
<b>Total</b>	<b>\$ 391,336</b>	<b>\$ 355,385</b>

\$285,419 reported as deferred outflows of resources related to pensions resulting from contributions subsequent to the measurement date will be recognized as a reduction of the NPL for the fiscal year ending September 30, 2022. Other amounts reported as deferred outflows and inflows of resources related to pensions will be recognized in pension expense as follows:

<b>Fiscal Year Ended September 30</b>	<b>Pension Expense</b>
2022	\$ (109,313)
2023	(2,303)
2024	(129,788)
2025	(8,064)
<b>Total</b>	<b>\$ (249,468)</b>

**D. Other Postemployment Benefits**

**1. TMRS Supplemental Death Benefits Fund**

Plan Description

The City participates in an OPEB plan administered by TMRS. TMRS administers the defined benefit group-term life insurance plan known as the SDBF. This is a voluntary program in which participating member cities may elect, by ordinance, to provide group-term life insurance coverage for their active members, including or not including retirees. Employers may terminate coverage under, and discontinue participation in, the SDBF by adopting an ordinance before November 1 of any year to be effective the following January 1.

The member city contributes to the SDBF at a contractually required rate (based on the covered payroll of employee members) as determined by an annual actuarial valuation. The rate is equal to the cost of providing one-year term life insurance. The funding policy for the SDBF program is to assure that adequate resources are available to meet all death benefit payments for the upcoming year. The intent is not to pre-fund retiree term life insurance during employees' entire careers. No assets are accumulated in a trust that meets the criteria in paragraph 4 of GASB Statement No. 75, *Accounting and Financial Reporting for Postemployment Benefits Other Than Pensions* (GASB 75). As such, the SDBF is considered to be a single-employer unfunded OPEB defined benefit plan with benefit payments treated as being equal to the employer's yearly contributions for retirees.

**CITY OF JACINTO CITY, TEXAS**  
**NOTES TO FINANCIAL STATEMENTS (Continued)**  
**For the Year Ended September 30, 2021**

The contributions to the SDBF are pooled for investment purposes with those of the Pension Trust Fund (PTF). The TMRS Act requires the PTF to allocate a five percent interest credit from investment income to the SDBF on an annual basis each December 31 based on the mean balance in the SDBF during the year.

Benefits

The death benefit for active employees provides a lump-sum payment approximately equal to the employee's annual salary (calculated based on the employee's actual earnings, for the 12-month period preceding the month of death). The death benefit for retirees is considered an OPEB and is a fixed amount of \$7,500. As the SDBF covers both active and retiree participants with no segregation of assets, the SDBF is considered to be an unfunded OPEB plan (i.e., no assets are accumulated). Participation in the SDBF as of December 31, 2020 is summarized below:

Inactive employees or beneficiaries currently receiving benefits	13
Inactive employees entitled to, but not yet receiving, benefits	9
Active employees	74
<b>Total</b>	<u><u>96</u></u>

Total OPEB Liability

The City's total OPEB liability of \$198,735 was measured as of December 31, 2020 and was determined by an actuarial valuation of that date.

Actuarial Assumptions and Other Inputs

The OPEB liability in the December 31, 2020 actuarial valuation was determined using the following actuarial assumptions and other inputs, applied to all periods included in the measurement, unless otherwise specified:

Inflation	2.50%	
Salary increases	3.5% to 11.5% including inflation	
Discount rate	2.0%*	
Retirees' share of benefit-related costs	Zero	
Administrative expenses	All administrative expenses are paid through the PTF and accounted for under reporting requirements under GASB 68.	
Mortality rates-service retirees	2019 Municipal Retirees of Texas Mortality Tables. The rates are projected on a fully generational basis with scale UMP.	
Mortality rates-disabled retirees	2019 Municipal Retirees of Texas Mortality Tables with a 4-year set-forward for males and a 3-year set-forward for females. In addition, a 3.5% and 3.0% minimum mortality rate will be applied to reflect the impairment for younger members who become disabled for males and females, respectively. The rates are projected on a fully generational basis by Scale UMP to account for future mortality improvements subject to the floor.	

\* The discount rate is based on the Fidelity Index's "20-Year Municipal GO AA Index" rate as of December 31, 2020.

The actuarial assumptions used in the December 31, 2020 valuation were based on the results of an actuarial experience study for the period December 31, 2014 to December 31, 2018.

**CITY OF JACINTO CITY, TEXAS**  
**NOTES TO FINANCIAL STATEMENTS (Continued)**  
**For the Year Ended September 30, 2021**

Changes in the Total OPEB Liability

		<b>Total OPEB Liability</b>
Changes for the year:		
Service cost	\$	14,641
Interest		4,877
Changes of assumptions		24,905
Difference between expected and actual experience		(14,859)
Benefit payments*		(1,743)
	<b>Net Changes</b>	<b>27,821</b>
Beginning		170,914
	<b>Ending</b>	<b>\$ 198,735</b>

\* Benefit payments are treated as being equal to the employer's yearly contributions for retirees due to the SDBF being considered an unfunded OPEB plan under GASB 75.

There were no changes of assumptions or other inputs that affected measurement of the total OPEB liability during the measurement period.

There were no changes of benefit terms that affected measurement of the total OPEB liability during the measurement period.

Sensitivity of the Total OPEB Liability to Changes in the Discount Rate

The following presents the total OPEB liability of the City, as well as what the City's total OPEB liability would be if it were calculated using a discount rate that is one percentage point lower or one percentage point higher than the current discount rate:

	<b>1% Decrease in Discount Rate (1.00%)</b>	<b>Discount Rate (2.00%)</b>	<b>1% Increase in Discount Rate (3.00%)</b>
City's Total OPEB Liability	\$ 240,344	\$ 198,735	\$ 166,448

OPEB Expense and Deferred Outflows/Inflows of Resources Related to OPEB

For the year ended September 30, 2021, the City recognized OPEB expense of \$23,257. The City reported deferred outflows/inflows of resources related to OPEB from the following sources:

	<b>Deferred Outflows of Resources</b>	<b>Deferred Inflows of Resources</b>
Changes in actuarial assumptions	40,881	4,392
Difference between expected and actual experience	-	21,099
Contributions subsequent to the measurement date	2,903	-
<b>Total</b>	<b>\$ 43,784</b>	<b>\$ 25,491</b>

**CITY OF JACINTO CITY, TEXAS**  
**NOTES TO FINANCIAL STATEMENTS (Continued)**  
**For the Year Ended September 30, 2021**

\$2,903 reported as deferred outflows of resources related to OPEB resulting from contributions subsequent to the measurement date will be recognized as a reduction of the total OPEB liability for the fiscal year ending September 30, 2022.

Amounts reported as deferred outflows/inflows of resources related to OPEB will be recognized in OPEB expense as follows:

<b>Fiscal Year Ended September 30</b>	<b>OPEB Expense</b>
2022	\$ 3,739
2023	3,104
2024	2,746
2025	3,820
2026	1,613
Thereafter	368
<b>Total</b>	<b>\$ 15,390</b>

**2. Postemployment Healthcare Plan**

Plan Description

The City administers a single-employer defined benefit OPEB plan, known as the Postemployment Health Plan (the “Plan”). Employees are eligible for retiree health benefits if they retire with at least 20 years of service from the City. Employees may continue coverage on the City’s Plan in existence at the time of retirement. The City pays the entire premium for the retiree’s health insurance coverage. Dependent coverage is not offered. The Plan offers Medigap insurance coverage to eligible retirees after retirees have attained the age of 65 years and are eligible for Medicare instead of the full coverage provided prior to becoming eligible for Medicare.

Benefits

Participation in the Plan as of September 30, 2020 is summarized below:

Inactive employees or beneficiaries currently receiving benefits	3
Inactive employees entitled to, but not yet receiving, benefits	-
Active employees	52
<b>Total</b>	<b>55</b>

Funding Policy

Funding is provided on a pay-as-you-go basis.

Total OPEB Liability

The City’s total OPEB liability of \$1,323,023 was measured as of September 30, 2021 and was determined by an actuarial valuation as of September 30, 2021.



**CITY OF JACINTO CITY, TEXAS**  
**NOTES TO FINANCIAL STATEMENTS (Continued)**  
**For the Year Ended September 30, 2021**

Actuarial Assumptions and Other Inputs

The total OPEB liability in the September 30, 2021 actuarial valuation was determined using the following actuarial assumptions and other inputs, applied to all periods included in the measurement, unless otherwise specified:

Salary increases	2.25%
Discount rate	2.26%
Health care trend rate	7.10/5.00%
Actuarial cost method	Entry Age Normal
Starting per capita costs	Annual premium rates provided by the City. Rates adjusted for "implicit" cost of covering retirees as dictated by the Alternative Measurement Method in GASB 74/75.
Mortality rates	Based on rates from TMRS Experience Study Report dated October 15, 2019
Retiree contributions	The City pays the entire premium for the retiree's health insurance coverage. Dependent coverage is not offered. Once retirees are Medicare eligible, they have the option to find a supplemental policy or the City will find a policy for them, with the full cost going to the City. Coverage continues until the death of the retiree.
Termination rates	Based on rates from TMRS Experience Study Report dated October 15, 2019
Participation rates (coverage)	Employee may continue coverage into retirement on the City Plan. They must have 20 years of service. There are no age requirements.

\* The discount rate is based on the Fidelity Index's "20-Year Municipal GO AA Index" rate as of September 30, 2021.

Changes in the Total OPEB Liability

	<b>Total OPEB Liability</b>
Changes for the year:	
Service cost	\$ 22,262
Interest	28,239
Difference between expected and actual experience	-
Changes of assumptions	1,107
Benefit payments	(12,766)
<b>Net Changes</b>	<b>38,842</b>
Beginning	1,284,181
<b>Ending</b>	<b>\$ 1,323,023</b>

The discount rate increased from 2.21% to 2.26%. There were no other changes of assumptions or other inputs that affected measurement of the total OPEB liability during the measurement period.

There were no changes of benefit terms that affected measurement of the total OPEB liability during the measurement period.

**CITY OF JACINTO CITY, TEXAS**  
**NOTES TO FINANCIAL STATEMENTS (Continued)**  
**For the Year Ended September 30, 2021**

Sensitivity of the Total OPEB Liability to Changes in the Discount Rate

The following presents the total OPEB liability of the City, as well as what the City's total OPEB liability would be if it were calculated using the assumed discount rate that is one percentage point lower or one percentage point higher than the current assumed discount rate:

	<b>1% Decrease in Discount Rate (1.26%)</b>	<b>Discount Rate (2.26%)</b>	<b>1% Increase in Discount Rate (3.26%)</b>
City's Total OPEB Liability	\$ 1,588,015	\$ 1,323,023	\$ 1,116,616

Sensitivity of the Total OPEB Liability to the Healthcare Cost Trend Rate Assumption

The following presents the total OPEB liability of the City, as well as what the City's total OPEB liability would be if it were calculated using an assumed trend rate that is one percentage point lower or one percentage point higher than the current trend rate:

	<b>1% Decrease</b>	<b>Current Healthcare Cost Trend Rate</b>	<b>1% Increase</b>
City's Total OPEB Liability	\$ 1,100,111	\$ 1,323,023	\$ 1,608,092

OPEB Expense and Deferred Outflows/Inflows of Resources Related to OPEB

For the year ended September 30, 2021, the City recognized OPEB expense of \$51,608.

The City reported no deferred outflows/inflows of resources related to the OPEB plan.

(This page intentionally left blank.)

***REQUIRED SUPPLEMENTARY INFORMATION***

(This page intentionally left blank.)

**CITY OF JACINTO CITY, TEXAS**  
**SCHEDULE OF REVENUES, EXPENDITURES, AND CHANGES**  
**IN FUND BALANCE - BUDGET AND ACTUAL**  
**GENERAL FUND**

For the Year Ended September 30, 2021

	<u>Budgeted Amounts</u>		<u>Actual</u>	<u>Variance with Final Budget Positive (Negative)</u>
	<u>Original Budget</u>	<u>Budget as Amended</u>		
<b>Revenues</b>				
Ad valorem taxes	\$ 3,513,642	\$ 3,513,642	\$ 3,433,641	\$ (80,001)
Sales taxes	1,550,000	1,550,000	1,797,840	247,840
Franchise fees and local taxes	501,000	501,000	641,289	140,289
Licenses and permits	91,800	91,800	78,510	(13,290)
Fines and forfeitures	942,500	942,500	528,894	(413,606)
Charges for services	778,075	778,075	617,393	(160,682)
Intergovernmental	259,776	259,776	533,770	273,994
Investment income	63,000	63,000	3,709	(59,291)
Other revenue	160,670	160,670	262,291	101,621
<b>Total Revenues</b>	<u>7,860,463</u>	<u>7,860,463</u>	<u>7,897,337</u>	<u>36,874</u>
<b>Expenditures</b>				
<b>Current:</b>				
General government	765,685	765,685	727,758	37,927
Public safety	3,797,222	3,869,615	3,631,901	237,714
Public works	1,754,904	1,766,754	1,597,577	169,177
Community services	1,017,584	1,030,584	903,954	126,630
<b>Capital outlay</b>	334,183	385,755	521,460	(135,705) *
<b>Debt service:</b>				
Principal	94,500	87,127	95,315	(8,188) *
Interest and fiscal charges	-	7,373	7,373	-
<b>Total Expenditures</b>	<u>7,764,078</u>	<u>7,912,893</u>	<u>7,485,338</u>	<u>427,555</u>
<b>Excess (Deficiency) of Revenues Over (Under) Expenditures</b>	<u>96,385</u>	<u>(52,430)</u>	<u>411,999</u>	<u>464,429</u>
<b>Other Financing Sources (Uses)</b>				
Transfers (out)	-	-	(42,028)	(42,028)
<b>Total Other Financing (Uses)</b>	<u>-</u>	<u>-</u>	<u>(42,028)</u>	<u>(42,028)</u>
<b>Net Change in Fund Balance</b>	<u>\$ 96,385</u>	<u>\$ (52,430)</u>	<u>369,971</u>	<u>\$ 422,401</u>
Beginning fund balance			<u>4,446,632</u>	
<b>Ending Fund Balance</b>			<u>\$ 4,816,603</u>	

**Notes to Required Supplementary Information:**

1. Annual budgets are adopted on a basis consistent with generally accepted accounting principles (GAAP).
2. \* Expenditures exceeded appropriations at the legal level of control.

**CITY OF JACINTO CITY, TEXAS**  
**SCHEDULE OF CHANGES IN NET PENSION LIABILITY AND RELATED RATIOS**  
**TEXAS MUNICIPAL RETIREMENT SYSTEM**  
**For the Year Ended September 30, 2021**

	Measurement Year*			
	2014	2015	2016	2017
<b>Total Pension Liability</b>				
Service cost	\$ 205,392	\$ 212,876	\$ 241,136	\$ 258,007
Interest (on the total pension liability)	537,078	554,470	563,811	571,985
Changes in current period benefits	-	-	-	-
Difference between expected and actual experience	(204,420)	(63,980)	(337,728)	100,750
Change of assumptions	-	59,781	-	-
Benefit payments, including refunds of employee contributions	(282,342)	(304,362)	(386,627)	(322,524)
<b>Net Change in Total Pension Liability</b>	<b>255,708</b>	<b>458,785</b>	<b>80,592</b>	<b>608,218</b>
Beginning total pension liability	7,711,020	7,966,728	8,425,513	8,506,105
<b>Ending Total Pension Liability</b>	<b>\$ 7,966,728</b>	<b>\$ 8,425,513</b>	<b>\$ 8,506,105</b>	<b>\$ 9,114,323</b>
<b>Plan Fiduciary Net Position</b>				
Contributions - employer	\$ 207,554	\$ 218,685	\$ 220,726	\$ 237,581
Contributions - employee	110,231	116,199	125,985	134,378
Net investment income	376,431	10,311	474,618	1,032,843
Benefit payments, including refunds of employee contributions	(282,342)	(304,362)	(386,627)	(322,524)
Administrative expense	(3,930)	(6,280)	(5,359)	(5,352)
Other	(323)	(310)	(289)	(271)
<b>Net Change in Plan Fiduciary Net Position</b>	<b>407,621</b>	<b>34,243</b>	<b>429,054</b>	<b>1,076,655</b>
Beginning plan fiduciary net position	6,579,859	6,987,480	7,021,722	7,450,776
<b>Ending Plan Fiduciary Net Position</b>	<b>\$ 6,987,480</b>	<b>\$ 7,021,723</b>	<b>\$ 7,450,776</b>	<b>\$ 8,527,431</b>
<b>Net Pension Liability</b>	<b>\$ 979,248</b>	<b>\$ 1,403,790</b>	<b>\$ 1,055,329</b>	<b>\$ 586,892</b>
<b>Plan Fiduciary Net Position as a Percentage of Total Pension Liability</b>	87.71%	83.34%	87.59%	93.56%
<b>Covered Payroll</b>	\$ 2,204,612	\$ 2,323,974	\$ 2,519,703	\$ 2,687,570
<b>Net Pension Liability as a Percentage of Covered Payroll</b>	44.42%	60.40%	41.88%	21.84%

\*Only seven years of information are currently available. The City will build this schedule over the next three-year period.

**Measurement Year\***

	<b>2018</b>	<b>2019</b>	<b>2020</b>
\$	260,140	\$ 270,218	\$ 408,208
	613,202	651,217	752,902
	-	-	1,015,982
	29,683	(153,950)	130,816
	-	(21,496)	-
	(319,839)	(369,912)	(279,133)
	583,186	376,077	2,028,775
	9,114,323	9,697,509	10,073,586
<b>\$</b>	<b>9,697,509</b>	<b>\$ 10,073,586</b>	<b>\$ 12,102,361</b>

\$	204,492	\$ 219,446	\$ 277,832
	135,068	141,033	174,299
	(255,509)	1,281,573	724,949
	(319,839)	(369,912)	(279,133)
	(4,937)	(7,239)	(4,691)
	(256)	(217)	(183)
	(240,982)	1,264,684	893,073
	8,527,431	8,286,449	9,551,133
<b>\$</b>	<b>8,286,449</b>	<b>\$ 9,551,133</b>	<b>\$ 10,444,206</b>

<b>\$</b>	<b>1,411,060</b>	<b>\$ 522,453</b>	<b>\$ 1,658,155</b>
-----------	------------------	-------------------	---------------------

85.45%	94.81%	86.30%
--------	--------	--------

\$	2,701,354	\$ 2,820,650	\$ 3,485,982
----	-----------	--------------	--------------

52.24%	18.52%	47.57%
--------	--------	--------



**CITY OF JACINTO CITY, TEXAS**  
**SCHEDULE OF CONTRIBUTIONS**  
**TEXAS MUNICIPAL RETIREMENT SYSTEM**  
**For the Year Ended September 30, 2021**

	Fiscal Year*			
	2014	2015	2016	2017
Actuarially determined contribution	\$ 206,531	\$ 211,732	\$ 230,156	\$ 235,640
Contributions in relation to the actuarially determined contribution	(206,531)	(211,732)	(230,156)	(235,640)
Contribution deficiency (excess)	<u>\$ -</u>	<u>\$ -</u>	<u>\$ -</u>	<u>\$ -</u>
Covered payroll	\$ 2,209,560	\$ 2,250,078	\$ 2,577,210	\$ 2,671,182
Contributions as a percentage of covered payroll	9.35%	9.41%	8.93%	8.82%

\*Only seven years of information are currently available. The City will build this schedule over the next three-year period.

**Notes to Required Supplementary Information:**

**1. Valuation Date:**

Actuarially determined contribution rates are calculated as of December 31 and become effective in January, 13 months later.

**2. Methods and Assumptions Used to Determine Contribution Rates:**

Actuarial cost method	Entry age normal
Amortization method	Level percentage of payroll, closed
Remaining amortization period	25 years
Asset valuation method	10 year smoothed market; 12% soft corridor
Inflation	2.50%
Salary increases	3.50% to 11.50% including inflation
Investment rate of return	6.75%
Retirement age	Experience-based table of rates that are specific to the City's plan of benefits. Last updated for the 2019 valuation pursuant to an experience study of the period December 31, 2014 - December 31, 2018.
Mortality	Post-retirement: 2019 Municipal Retirees of Texas Mortality Tables. The rates are projected on a fully generational basis with scale UMP. Pre-retirement: PUB(10) mortality tables, with the Public Safety table used for males and the General Employee table used for females. The rates are projected on a fully generational basis with scale UMP.

**3. Other Information:**

- 1) Increased City matching ratio from 1.5 - 1 to 2 - 1.
- 2) Removed statutory maximum.

**Fiscal Year\***

<u>2018</u>	<u>2019</u>	<u>2020</u>	<u>2021</u>
\$ 211,476	\$ 206,538	\$ 264,631	\$ 360,432
<u>(211,476)</u>	<u>(206,538)</u>	<u>(264,631)</u>	<u>(360,432)</u>
<u>\$ -</u>	<u>\$ -</u>	<u>\$ -</u>	<u>\$ -</u>
\$ 2,687,533	\$ 2,672,169	\$ 3,339,275	\$ 3,359,998
7.87%	7.73%	7.92%	10.73%

(This page intentionally left blank.)

# CITY OF JACINTO CITY, TEXAS

## SCHEDULE OF CHANGES IN TOTAL OPEB LIABILITY AND RELATED RATIOS

### TEXAS MUNICIPAL RETIREMENT SYSTEM

#### SUPPLEMENTAL DEATH BENEFIT FUND (TMRS SDBF)

For the Year Ended September 30, 2021

	Measurement Year*			
	2017	2018	2019	2020
<b>Total OPEB Liability</b>				
Service cost	\$ 6,181	\$ 7,294	\$ 6,487	\$ 14,641
Interest (on the total pension liability)	4,897	4,999	5,403	4,877
Changes of assumptions	10,921	(9,324)	25,743	(14,859)
Difference between expected and actual experience	-	(6,717)	(8,391)	24,905
Benefit payments	(1,075)	(1,081)	(1,410)	(1,743)
<b>Net Change in Total OPEB Liability</b>	<u>20,924</u>	<u>(4,829)</u>	<u>27,832</u>	<u>27,821</u>
Beginning total OPEB liability	<u>126,987</u>	<u>147,911</u>	<u>143,082</u>	<u>170,914</u>
<b>Ending Total OPEB Liability</b>	<u>\$ 147,911</u>	<u>\$ 143,082</u>	<u>\$ 170,914</u>	<u>\$ 198,735</u>
<b>Covered Payroll</b>	\$ 2,687,570	\$ 2,701,354	\$ 2,820,650	\$ 3,485,982
<b>Total OPEB Liability as a Percentage of Covered Payroll</b>	5.50%	5.30%	6.06%	5.70%

\*Only four years of information is currently available. The City will continue to build this schedule over the next six-year period.

\*\*Due to the SDBF being considered an unfunded OPEB plan under GASB 75, benefit payments are treated as being equal to the employer's yearly contribution for retirees.

#### Notes to Required Supplementary Information

##### 1. Valuation Date:

Actuarially determined contribution rates are calculated as of December 31 and become effective in January, 13 months later.

##### 2. Methods and Assumptions Used to Determine Contribution Rates:

Actuarial cost method	Entry age normal
Inflation	2.5%
Salary increases	3.5% to 11.5% including inflation
Discount rate	2.0%*
Retirees' share of benefit-related costs	Zero
Administrative expenses	All administrative expenses are paid through the PTF and accounted for under reporting requirements under GASB 68.
Mortality rates-service retirees	2019 Municipal Retirees of Texas Mortality Tables. The rates are projected on a fully generational basis with scale UMP.
Mortality rates-disabled retirees	2019 Municipal Retirees of Texas Mortality Tables with a 4-year set-forward for males and a 3-year set-forward for females. In addition, a 3.5% and 3.0% minimum mortality rate will be applied to reflect the impairment for younger members who become disabled for males and females, respectively. The rates are projected on a fully generational basis by Scale UMP to account for future mortality improvements subject to the floor.

##### 3. Other information:

No assets are accumulated in a trust that meet the criteria in paragraph 4, GASB 75 to pay related benefits.

The discount rate was based on the Fidelity Index's "20-Year Municipal GO AA Index" rate as of December 31, 2020.

Change in assumptions is the annual change in the municipal bond index rate.

There were no benefit changes during the year.

(This page intentionally left blank.)

**CITY OF JACINTO CITY, TEXAS**  
**SCHEDULE OF CHANGES IN TOTAL OPEB LIABILITY AND RELATED RATIOS**  
**RETIREE HEALTH PLAN**  
**For the Year Ended September 30, 2021**

	Measurement Year*			
	2018	2019	2020	2021
<b>Total OPEB Liability</b>				
Service cost	\$ 6,774	\$ 6,286	\$ 8,649	\$ 22,262
Interest (on the total pension liability)	28,122	30,337	25,666	28,239
Difference between expected and actual experience	-	-	75,076	-
Changes of assumptions	(67,690)	216,737	218,918	1,107
Benefit payments	(10,990)	(14,776)	(16,755)	(12,766)
<b>Net Change in Total OPEB Liability</b>	<u>(43,784)</u>	<u>238,584</u>	<u>311,554</u>	<u>38,842</u>
Beginning total OPEB liability	<u>777,827</u>	<u>734,043</u>	<u>972,627</u>	<u>1,284,181</u>
<b>Ending Total OPEB Liability</b>	<u>\$ 734,043</u>	<u>\$ 972,627</u>	<u>\$ 1,284,181</u>	<u>\$ 1,323,023</u>
<b>Covered Payroll</b>	\$ 2,669,363	\$ 2,749,443	\$ 1,904,674	\$ 2,813,276
<b>Total OPEB Liability as a Percentage of Covered Payroll</b>	27.50%	35.38%	67.42%	47.03%

\* Only four years of information is currently available. The City will continue to build this schedule over the next six-year period.

**Notes to Required Supplementary Information:**

1. There were no changes of benefits during the year.
2. The only change of assumptions was the change in discount rate from 2.21% to 2.26% to conform with the discount selection requirements of GASB 75.

(This page intentionally left blank.)

***SCHEDULE***



(This page intentionally left blank.)

**CITY OF JACINTO CITY, TEXAS**  
**SCHEDULE OF REVENUES, EXPENDITURES, AND**  
**CHANGES IN FUND BALANCE - BUDGET AND ACTUAL**  
**DEBT SERVICE FUND**  
**For the Year Ended September 30, 2021**

	<b>Original and Final Budgeted Amounts</b>	<b>Actual</b>	<b>Variance with Final Budget Positive (Negative)</b>
<b><u>Revenues</u></b>			
Ad valorem taxes	\$ 482,750	\$ 485,373	\$ 2,623
Investment income	-	267	267
Other revenue	-	10,958	10,958
<b>Total Revenues</b>	<b>482,750</b>	<b>496,598</b>	<b>13,848</b>
<b><u>Expenditures</u></b>			
Principal	455,000	455,000	-
Interest and fiscal charges	28,050	28,050	-
<b>Total Expenditures</b>	<b>483,050</b>	<b>483,050</b>	<b>-</b>
<b>Net Change in Fund Balance</b>	<b>\$ (300)</b>	13,548	<b>\$ 13,848</b>
Beginning fund balance		754,780	
<b>Ending Fund Balance</b>		<b>\$ 768,328</b>	

(This page intentionally left blank.)